

CMI-CDOP3012NF-SERIES




Features

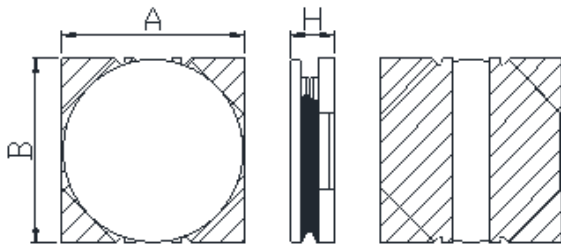
- ▶ High current and low profile.
- ▶ Available tape and reel for auto insertion
- ▶ Simple and Shield structure.

Applications

- ▶ Equipment using for automotive
(ECM, airbags, headlights, electronic powder steering, motors, ABS, other)

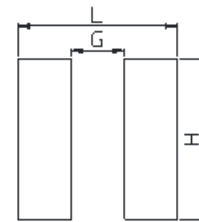


Dimension (Unit:mm)



A	B	H
3.0±0.2	3.0±0.2	1.2Max

Land Pattern (Unit:mm)



L	G	H
3.2	0.7	3.2

Specifications

Part Number	Inductance (uH)	Tolerance (±)	DCR(mΩ) ±20%	IDC1(A) Max.	IDC2(A) Max.	Test Frequency (Hz)
CMI-CDOP3012NF-R50N	0.5	30%	33	3.40	3.50	1M
CMI-CDOP3012NF-1R0N	1.0	30%	43	2.50	2.60	1M
CMI-CDOP3012NF-2R2N	2.2	30%	83	1.80	1.90	1M
CMI-CDOP3012NF-3R3N	3.3	30%	126	1.40	1.50	1M
CMI-CDOP3012NF-4R7N	4.7	30%	155	1.20	1.30	1M
CMI-CDOP3012NF-6R8N	6.8	30%	260	0.98	0.97	1M
CMI-CDOP3012NF-100M	10	20%	350	0.84	0.85	1M

- IDC1: When based on the inductance change rate (approximately 30% below in the initial value)
- IDC2: When based on the temperature increase (Temperature increase of approximately 40°C by self heating)
- Operating Temperature Range(including self temperature) : -40°C ~ +105 °C

Ilsan Sales Office (KOREA)

+82)31-904-1444

coilmaster@coilmaster.com

H.K Sales Office (HONGKONG)

+852)2711-5551

coilmaster@coilmaster.com

Shenzhen Sales Office (CHINA)

+86)755-8663-6929

coilmaster@coilmaster.com

LA Sales Office (USA)

+1)866-446-3586

coilmaster@coilmaster.com

Hungary Sales office (EUROPE)

+36)30-913-7706

coilmaster@coilmaster.com

- All specifications are subject to change without notice.
- Update date : 2018.04.11

www.coilmaster.com