


CMI-CDSS3015NH-SERIES



Features

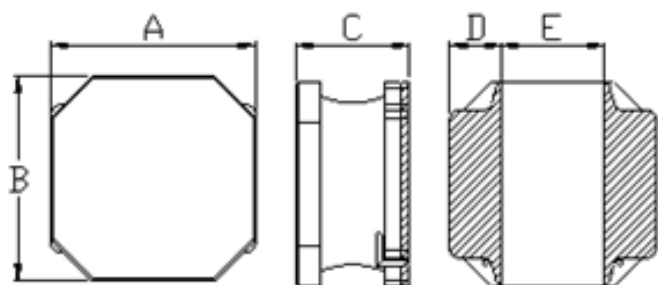
- ▶ High current and low profile.
- ▶ Available tape and reel for auto insertion
- ▶ Simple and Shield structure.
- ▶ Halogen-Free
- ▶ AEC-Q200 qualified



Applications

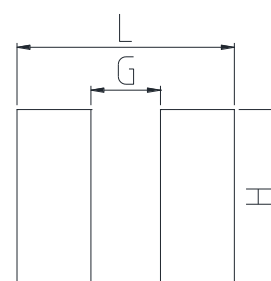
- ▶ Car navigation, car stereo and car accessories only
(Not available for use related to driving, curving, stopping, and the other safety.)

Dimension (Unit:mm)



A	B	C	D	E
3.0±0.2	3.0±0.2	1.5 Max.	0.75±0.2	1.5±0.2

Land Pattern (Unit:mm)



L	G	H
3.1	1.5	2.7

Specifications

Part Number	Inductance (uH)	Tolerance (±)	DCR(mΩ) ±20%	IDC1(A) Max.	IDC2(A) Max.	Test Frequency (Hz)
CMI-CDSS3015NH-1R0N	1.0	30%	39	2.32	2.35	100K
CMI-CDSS3015NH-1R2N	1.2	30%	40	2.21	1.95	100K
CMI-CDSS3015NH-1R5N	1.5	30%	50	2.00	1.70	100K
CMI-CDSS3015NH-1R8N	1.8	30%	50	1.75	1.70	100K
CMI-CDSS3015NH-2R2N	2.2	30%	60	1.60	1.60	100K
CMI-CDSS3015NH-3R3M	3.3	20%	80	1.32	1.36	100K
CMI-CDSS3015NH-4R7M	4.7	20%	125	1.10	1.09	100K
CMI-CDSS3015NH-6R8M	6.8	20%	200	0.85	0.85	100K
CMI-CDSS3015NH-100M	10	20%	250	0.72	0.77	100K
CMI-CDSS3015NH-120M	12	20%	320	0.70	0.68	100K
CMI-CDSS3015NH-150M	15	20%	350	0.66	0.65	100K
CMI-CDSS3015NH-180M	18	20%	430	0.56	0.59	100K

• You can also contact us by e-mail : coilmaster@coilmaster.com

- All specifications are subject to change without notice.
- Update date : 2018.04.11

