

CMI-CTLF3225V-SERIES




Features

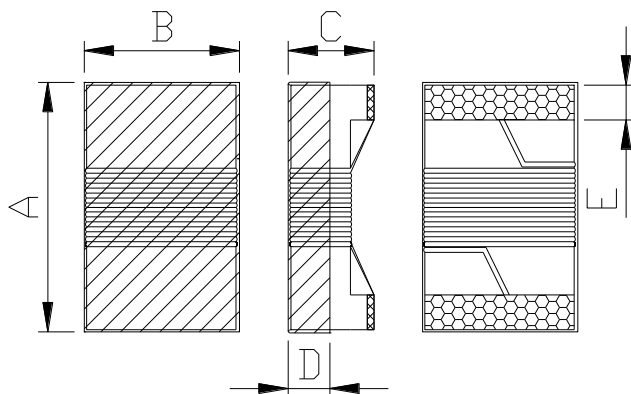
- ▶ Hearing Aid Compatibility/Telecoil-antennas
- ▶ Realizes small size and low profile
- ▶ 100% Lead(Pb) & Halogen-Free and RoHS compliant.
- ▶ High reliability -Reliability test meet AEC-Q200

Applications

- ▶ Decoupling in RF and IF-circuit/Transponder antenna

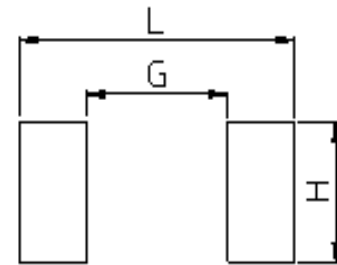


Dimension (Unit:mm)



A	B	C	D	E
3.6 Max.	2.8 Max.	2.6 Max.	0.8 ref	0.55±0.1

Land Pattern (Unit:mm)



L	G	H
3.82	1.78	2.80

Specifications

Part Number	Inductance (uH)	Tolerance (±)	SRF MHz(min.)	DCR(Ω) Max.	IDC1(mA) Max.
CMI-CTLF3225V-102J	1080	5%	1.5	35	50
CMI-CTLF3225V-132J	1340	5%	1.5	42	50

- Inductance Tested at 125kHz, 1Vrms(20 °c)
- IDC1: When based on the inductance change rate (approximately 30% below in the initial value)
- Operating Temperature Range(including self temperature) : -40°c ~ +125 °c

Ilisan Sales Office (KOREA)
 H.K Sales Office (HongKong)
 Shenzhen Sales Office (CHINA)
 LA Sales Office (USA)
 Hungary Sales office (EUROPE)

+82)31-904-1444
 +852)2711-5551
 +0755-8663-6929
 +1)866-446-3586
 +36)30-521-7818

coilmaster@coilmaster.com
 coilmaster@coilmaster.com
 kimha@coilmaster.com
 markyang@coilmaster.com
 coilmaster@coilmaster.com

- All specifications are subject to change without notice.
- Update date : 2016.04.22