


CME-CPCF151365PN-SERIES

Features

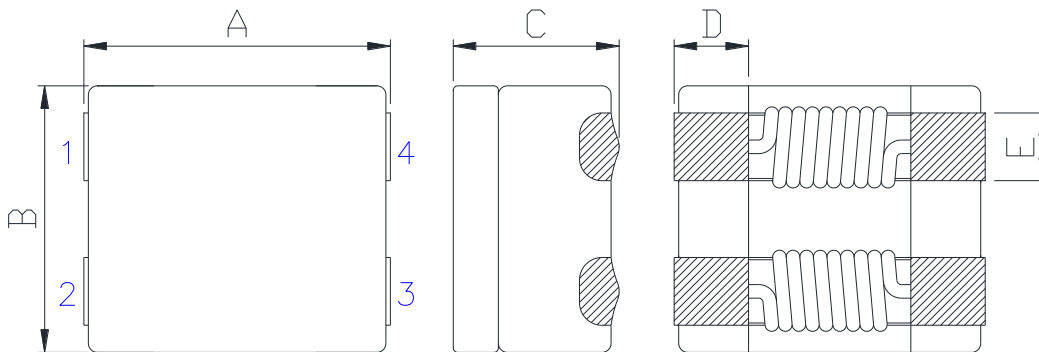
- ▶ It is suitable for surface mount.
- ▶ High impedance characteristic has been achieved a superior effect for common mode noise suppression.
- ▶ Have achieved miniaturization while keeping characteristics by adoption of exclusive square type closed magnetic cores.



Applications

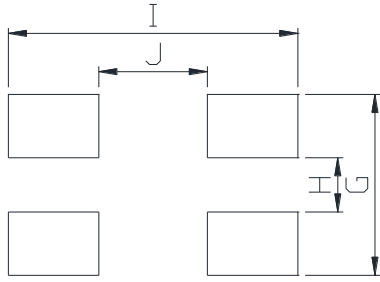
- ▶ Measures against common mode noise in power lines for various DC power lines, multimedia devices, and various electronic devices, including automotive power trains and safety applications.

Dimension (Unit:mm)



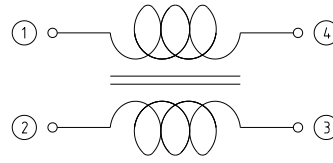
A	B	C	D	E
15.5 ±0.8	13.0 ±0.5	6.5 Max.	3.0 Typ.	2.7 Typ.

Recommended Land Pattern



G	H	I	J
9.5	3.3	16.0	8.0

Circuit Diagram



Specifications

Part Number	Impedance (Ohm) Typ.(Min.)	DCR (mohm) Max.	Rated Current (A) Max.	Insulation resistance (MΩ)min.	Rated voltage (Vdc) max.	Test Frequency (Hz)
CME-CPCF151365PN-301T	300(180)	4.7	12.5	10	100	100M
CME-CPCF151365PN-551T	550(450)	7.0	9.8	10	100	100M

- The Rated current : The DC current at which the temperature rise is $\Delta t=40\text{ }^{\circ}\text{c}$ (approximately)
- Operating Temperature Range(including self temperature) : $-40\text{ }^{\circ}\text{c} \sim +125\text{ }^{\circ}\text{c}$

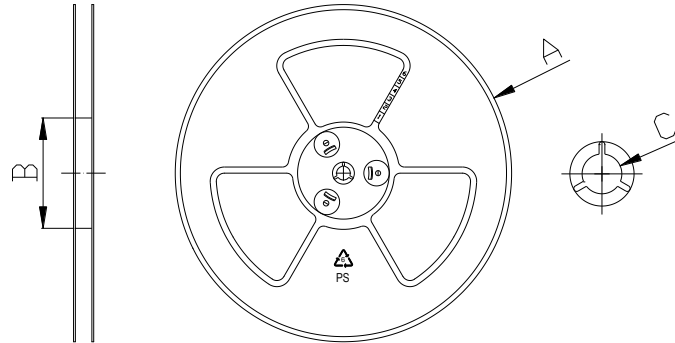
Note 1 : Circuit design, component placement, PCB trace size and thickness, airflow and other cooling. Provision all affect the part Temperature. Part temperature should be verified in the end application.

- You can also contact us by e-mail : coilmaster@coilmaster.com
- All specifications are subject to change without notice.
- Update date : 2023.05.03

Packaging

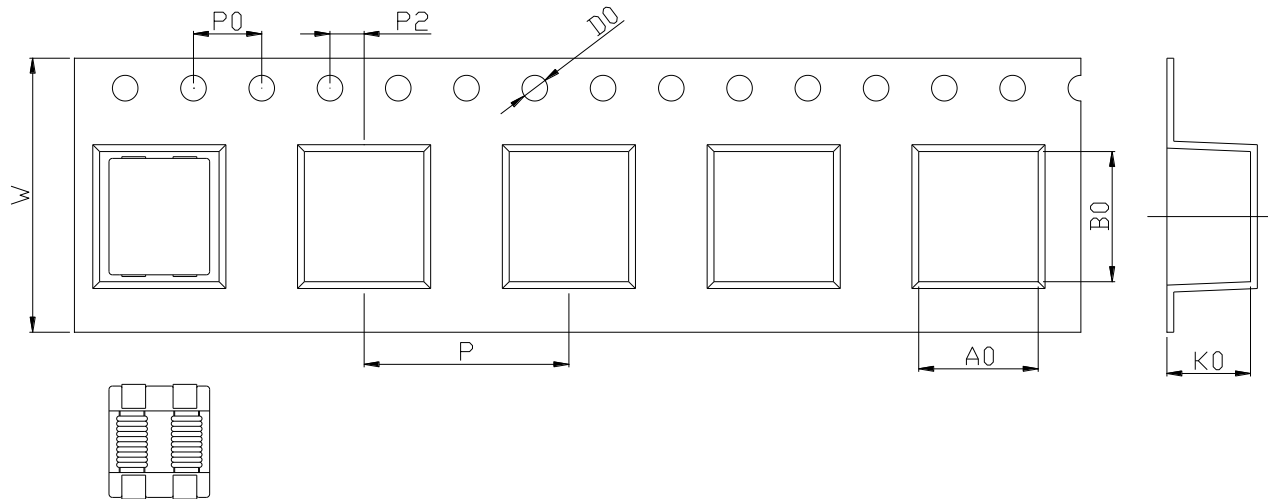
(1) Package quantity : 500 (pcs/reel)

(2) Reel Dimensions (unit:mm)



A	B	C
330	100	13

(3) Tape Dimensions



W	A0	B0	K0	P	P0	P2	D0
24.0	14.0	16.3	6.5	16.0	4.0	2.0	1.5

Korea Sales Office (KOREA) +82)31-904-1444
 China Sales Office (CHINA) +86)0758-683-1444
 Hungary Sales office (EUROPE) +36)1-404-5832

H.K Sales Office (HONGKONG) +852)2711-5551
 LA Sales Office (USA) +1)714-616-6989

• You can also contact us by e-mail : coilmaster@coilmaster.com

- All specifications are subject to change without notice.
- Update date : 2023.05.03

www.coilmaster.com