


CME-CSCF2012H-L SERIES

Features

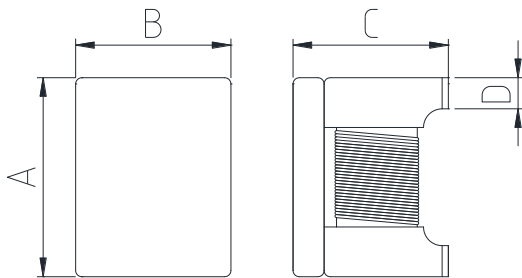
- ▶ High common mode impedance at high frequency effects
Excellent noise suppression performance.
- ▶ Realizes small size and low profile.
- ▶ RoHS compliant.
- ▶ High reliability test meet AEC-Q200.



Applications

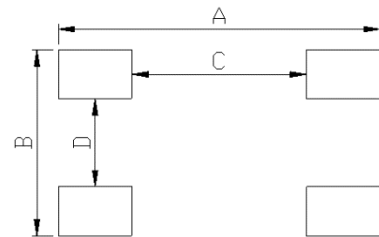
- ▶ Radiated noise suppression for car multimedia interfaces

Dimension (Unit:mm)



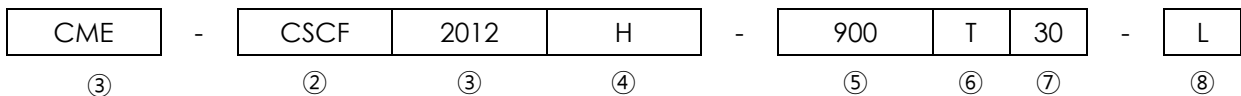
A	B	C	D
2.0±0.2	1.2±0.2	1.2±0.2	0.5±0.1

Land Pattern (Unit:mm)



A	B	C	D
2.6	1.4	1.25	0.45

Regulation of part number



- ① CoilMaster's initial
- ② Series Name : Car Signal Line Common mode Filter
- ③ Core Size (unit:mm)
- ④ Type
- ⑤ Common mode impedance value (90 Ω)
- ⑥ Packing type
- ⑦ Rated Current
- ⑧ Revision

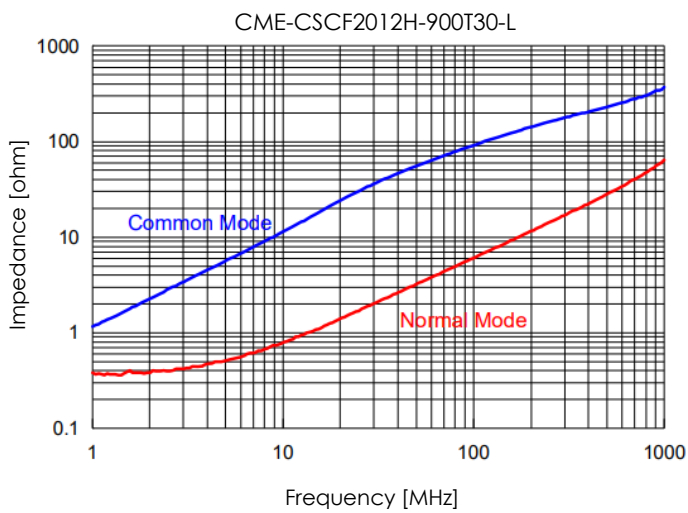
• You can also contact us by e-mail : coilmaster@coilmaster.com
 • All specifications are subject to change without notice.
 • Update date : 2022.06.09

Specifications

Part Number	Common Mode Impedance (Ω)	Common Mode Impedance Tolerance	DCR (Ω) Max.	Rated Current (mA) Max.	Insulation Resistance ($M\Omega$) Min.	Rated Voltage (V) Max.
CME-CSCF2012H-900T30-L	90	25%	0.41	300	10	20

- Impedance test condition : 100 MHz
- Operating Temperature Range : $-40^{\circ}\text{C} \sim +105^{\circ}\text{C}$

Impedance VS Frequency characteristics



Ilсан Sales Office (KOREA) +82)31-904-1444
 China Sales Office (CHINA) +86)758-278-7031
 Hungary Sales office (EUROPE) +36)1-899-8543

H.K Sales Office (HONGKONG) +852)2711-5551
 LA Sales Office (USA) +1)866-446-3586

- You can also contact us by e-mail : coilmaster@coilmaster.com
- All specifications are subject to change without notice.
- Update date : 2022.06.09