

CME-GMxCB1 60808A-SERIES

Features

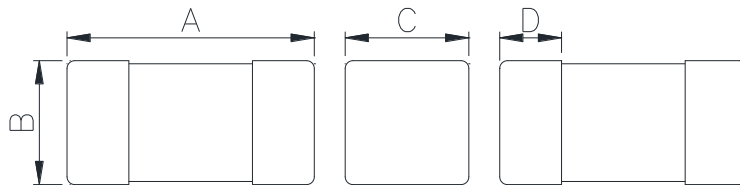
- ▶ The complete magnetic shielded structure minimizes crosstalk.
- ▶ It is ideal for high-speed signal lines because it targets high-speed lines and Provides significant impedance in a wide frequency range.
- ▶ The GMxCB series is similar to EBMF series at frequency below 100MHz. However at 1 GHz, the impedance is 3 times larger
- ▶ It realizes high impedance at 1 GHz and is suitable for noise suppression on digital ranging from 500 MHz to GHz



Applications

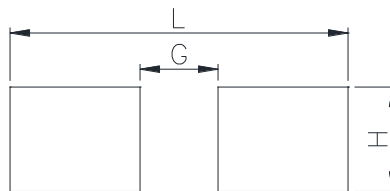
- ▶ Mother board, Tablet PC, Notebook, Desktop computers and peripheral equipment / DSC, DVC, LCD TV, Set top box / Digital communication equipment / Various automotive electronics / Various power line of electronic equipment

Dimension (Unit:mm)



| A | B | C | D |
|-----------|-----------|-----------|----------|
| 1.6 ±0.15 | 0.8 ±0.15 | 0.8 ±0.15 | 0.4 ±0.2 |

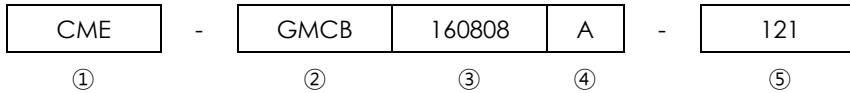
Land Pattern (Unit:mm)



| L | G | H |
|-----|-----|-----|
| 2.6 | 0.6 | 0.8 |

- You can also contact us by e-mail : coilmaster@coilmaster.com
- All specifications are subject to change without notice.
- Update date : 2025.02.05

Regulation of part number



- ① CoilMaster's initial
- ② Product Series Name
- ③ Core Size (unit:mm)
- ④ Material Code
- ⑤ Normal Impedance (121 : 120 ohm)

Specifications

| Part Number | Impedance (ohm) | | DCR(ohm) Max. | Rated Current (mA) Max. |
|---------------------|-----------------|-------------|------------------|-------------------------------|
| | ±25% @100 MHz | ±40% @1 GHz | | |
| CME-GMCB160808A-121 | 120 | 140 | 0.25 | 300 |
| CME-GMCB160808A-221 | 220 | 300 | 0.50 | 200 |
| CME-GMCB160808A-301 | 300 | 400 | 0.50 | 200 |
| CME-GMCB160808A-331 | 330 | 400 | 0.50 | 200 |
| CME-GMCB160808A-471 | 470 | 500 | 0.70 | 200 |
| CME-GMCB160808A-601 | 600 | 600 | 0.90 | 100 |
| CME-GMCB160808A-801 | 800 | 1000 | 1.50 | 50 |
| CME-GMCB160808A-102 | 1000 | 1200 | 1.50 | 50 |
| CME-GMCB160808A-152 | 1500 | 1300 | 1.60 | 100 |
| | | | | |
| | | | | |
| | | | | |
| | | | | |
| | | | | |
| | | | | |

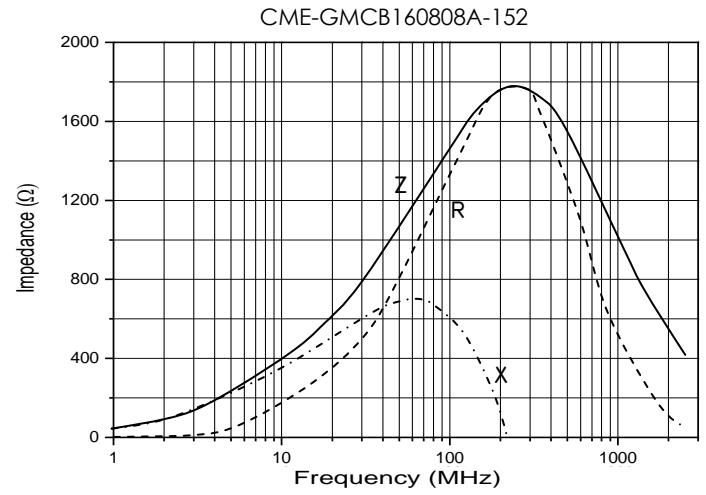
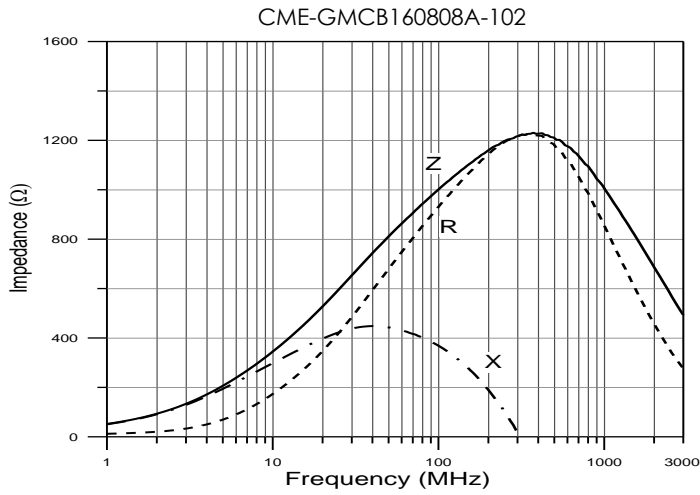
- Rated Current : the DC current value having temperature increased 40 °c after thru DC current 2 hours at ambient temperature.
- Storage Temperature Range : -40°c ~ +85 °c
- Operating Temperature Range : -55°c ~ +125 °c

Note 1 : Circuit design, component placement, PCB trace size and thickness, airflow and other cooling. Provision all affect the part Temperature. Part temperature should be verified in the end application.

▪ You can also contact us by e-mail : coilmaster@coilmaster.com

- All specifications are subject to change without notice.
- Update date : 2025.02.05

Electrical characteristics

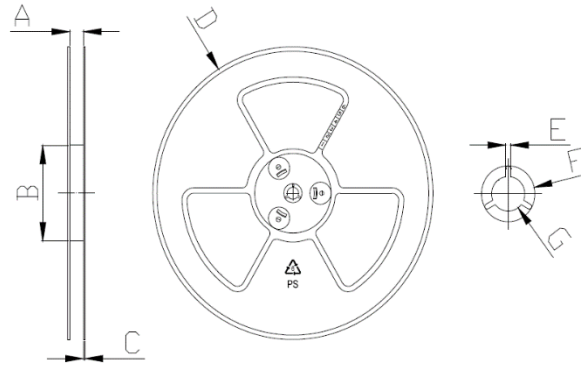


- You can also contact us by e-mail : coilmaster@coilmaster.com
- All specifications are subject to change without notice.
- Update date : 2025.02.05

Packaging

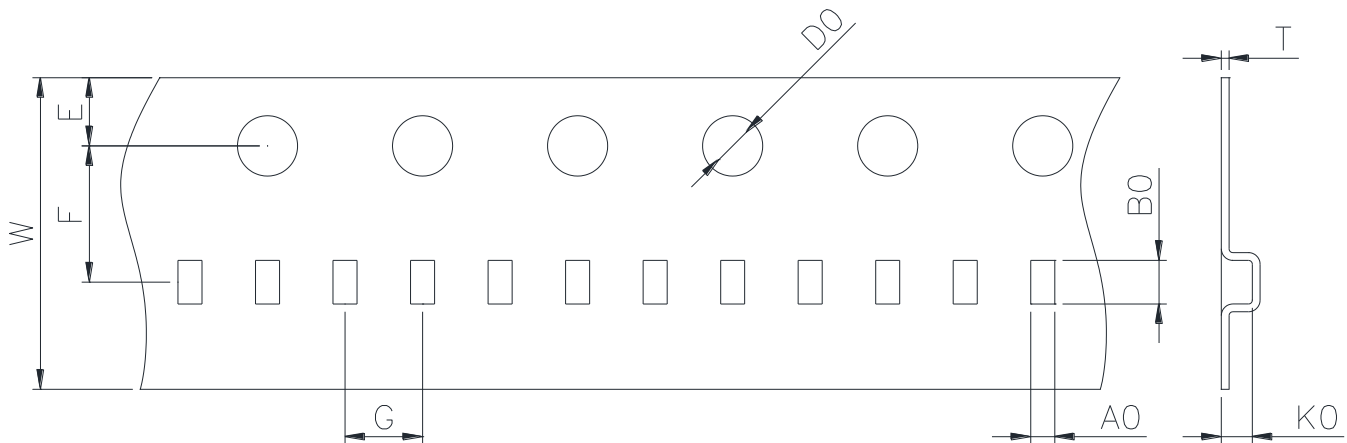
(1) Package quantity : 4,000 (pcs/reel)

(2) Reel Dimensions (unit:mm)



| A | B | C | D | E | F | G |
|-------|-------|-------|-------|-------|-------|-------|
| 10.00 | 60.00 | 2.00 | 178.0 | 2.00 | 21.00 | 13.00 |
| +1.50 | +2.00 | +0.50 | +2.00 | +0.50 | +0.80 | +0.80 |
| -1.50 | -2.00 | -0.50 | -2.00 | -0.50 | -0.80 | -0.80 |

(3) Tape Dimensions



| W | A0 | B0 | T | E | F | G | D0 | K0 |
|-------|-------|-------|-------|-------|-------|-------|-------|-------|
| 8.00 | 1.10 | 1.90 | 0.20 | 1.75 | 3.50 | 4.00 | 1.50 | 1.10 |
| +0.20 | +0.10 | +0.10 | +0.05 | +0.10 | +0.05 | +0.10 | +0.10 | +0.05 |
| -0.20 | -0.10 | -0.10 | -0.05 | -0.10 | -0.05 | -0.10 | -0.00 | -0.05 |

Korea Sales Office (KOREA) +82)31-904-1444
 China Sales Office (CHINA) +86)0758-683-1444
 Hungary Sales office (EUROPE) +36)1-404-5832

H.K Sales Office (HONGKONG) +852)2711-5551
 LA Sales Office (USA) +1)714-616-6989

• You can also contact us by e-mail : coilmaster@coilmaster.com

- All specifications are subject to change without notice.
- Update date : 2025.02.05

www.coilmaster.com