


CMI-CMMPF4020QL-SB SERIES

Features

- ▶ Metal powder molding type for EMC protection.
- ▶ Lower DCR with applying flat wire.
- ▶ Available tape and reel for auto insertion.
- ▶ Halogen-Free.
- ▶ RoHS compliant.
- ▶ AEC-Q200 qualified.

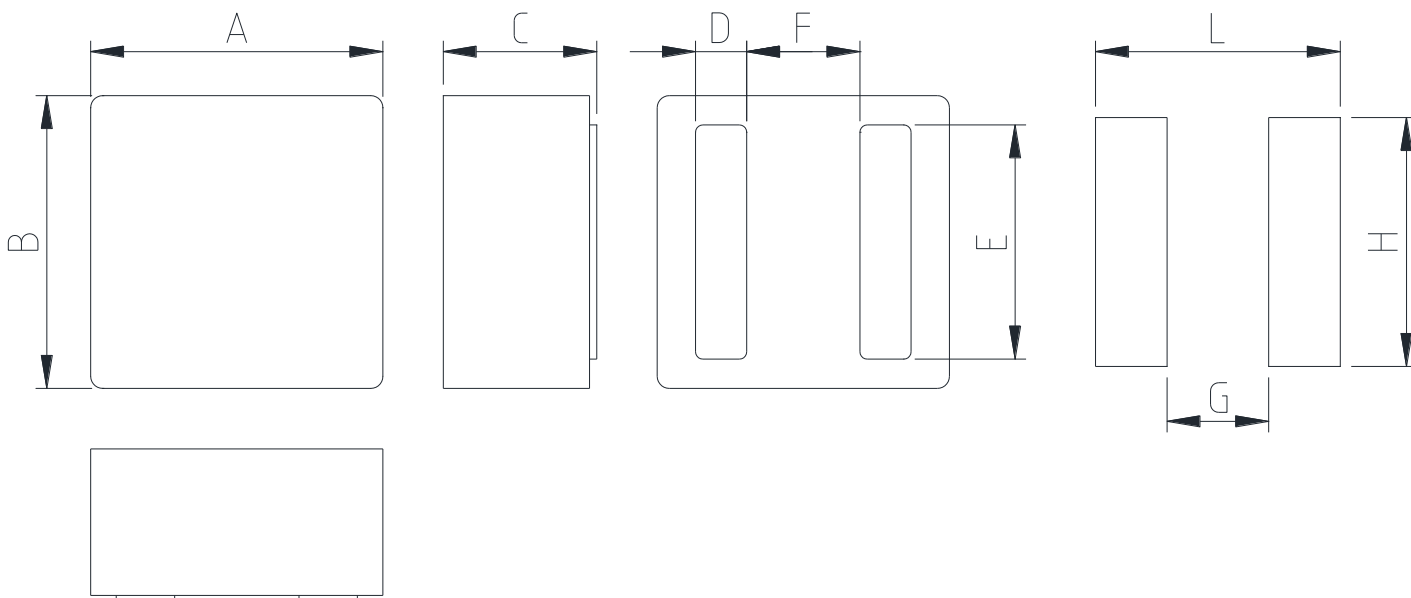


Applications

- ▶ Equipment using for automobiles (ECM, Airbags, Headlights, Electronic Power steering, Motors, ABS, other)

Dimension (Unit:mm)

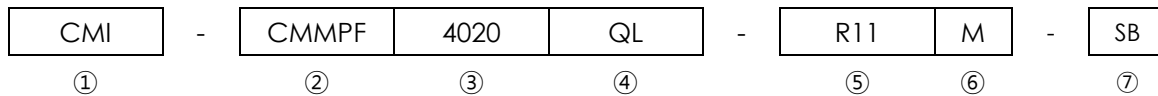
Land Pattern (Unit:mm)



A	B	C	D	E	F	G	H	L
4.0 ±0.3	4.0 ±0.3	2.1 Max.	0.7 ±0.2	3.2 Typ.	1.55 Typ.	1.39	3.40	3.35

• You can also contact us by e-mail : coilmaster@coilmaster.com
 • All specifications are subject to change without notice.
 • Update date : 2024.06.13

Regulation of part number



- ① CoilMaster's initial
- ② Series Name : Car Metal Molded Power inductor Flat wire type.
- ③ Core Size (unit:mm)
- ④ Material
- ⑤ Typical inductance value (0.11uH)
- ⑥ Inductance tolerance (±20%)
- ⑦ Type (SB)

Specifications

Part Number	Inductance (uH) ±20%	DCR(mohm) Max.(Typ.)	Isat(A) Max.(Typ.)	Itemp(A) Max.(Typ.)	Test Frequency (Hz)
CMI-CMMPF4020QL-R11M-SB	0.11	3.6(3.0)	28.0(33.0)	23.0(25.0)	1M
CMI-CMMPF4020QL-R22M-SB	0.22	4.8(4.0)	25.0(30.0)	20.0(22.0)	1M
CMI-CMMPF4020QL-R33M-SB	0.33	6.0(5.0)	18.5(20.5)	18.0(20.0)	1M
CMI-CMMPF4020QL-R47M-SB	0.47	9.0(7.5)	16.0(19.0)	16.0(18.0)	1M
CMI-CMMPF4020QL-R68M-SB	0.68	9.6(8.0)	13.0(15.0)	14.0(15.0)	1M
CMI-CMMPF4020QL-R82M-SB	0.82	13.2(11.0)	11.0(13.0)	10.0(11.0)	1M
CMI-CMMPF4020QL-1R0M-SB	1.0	16.2(13.5)	10.0(11.5)	6.9(7.2)	1M
CMI-CMMPF4020QL-1R2M-SB	1.2	19.2(16)	9.5(11.0)	6.5(6.8)	1M
CMI-CMMPF4020QL-1R5M-SB	1.5	28.2(23.5)	6.5(7.5)	6.0(6.2)	1M
CMI-CMMPF4020QL-2R2M-SB	2.2	36(30)	6.2(7.2)	4.8(5.0)	1M

- Isat: When based on the inductance change rate (Approximately 30% below in the initial value)
- Itemp: When based on the temperature increase (Temperature increase of approximately 40°C by self heating)
- Operating Temperature Range (including self temperature) : -40°C ~ +165 °c

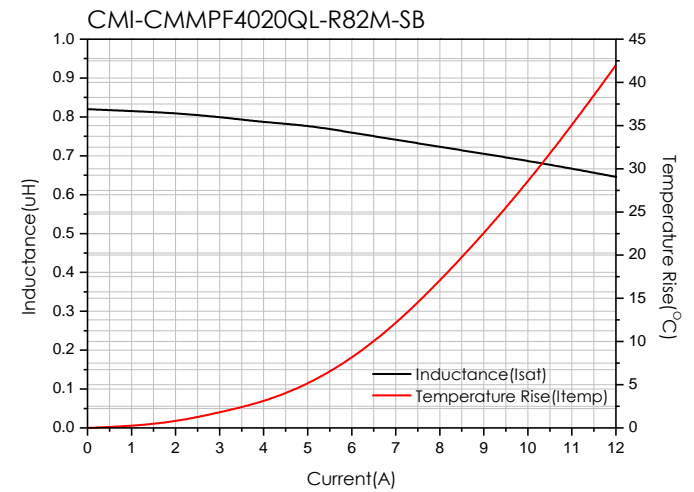
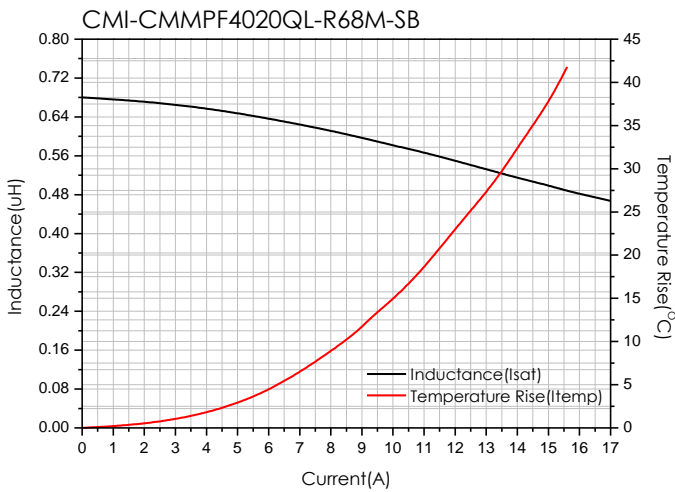
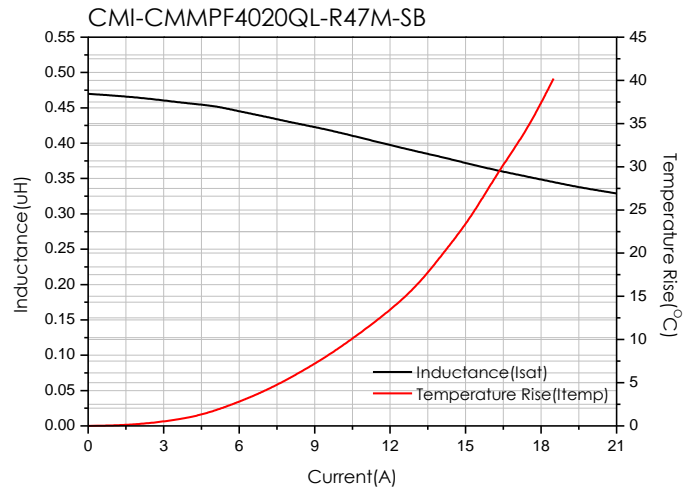
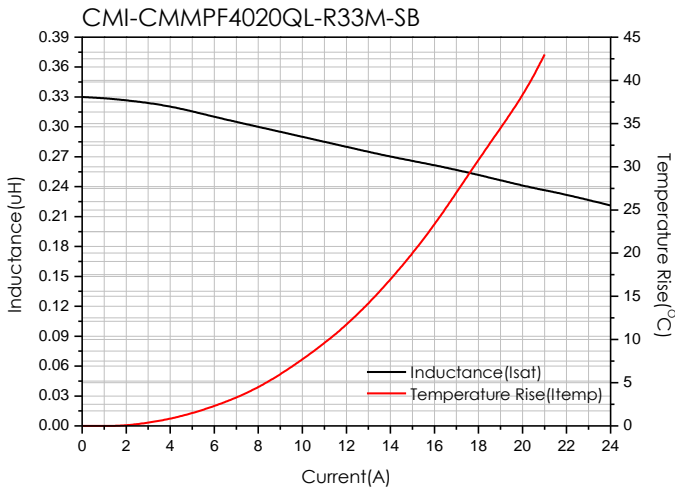
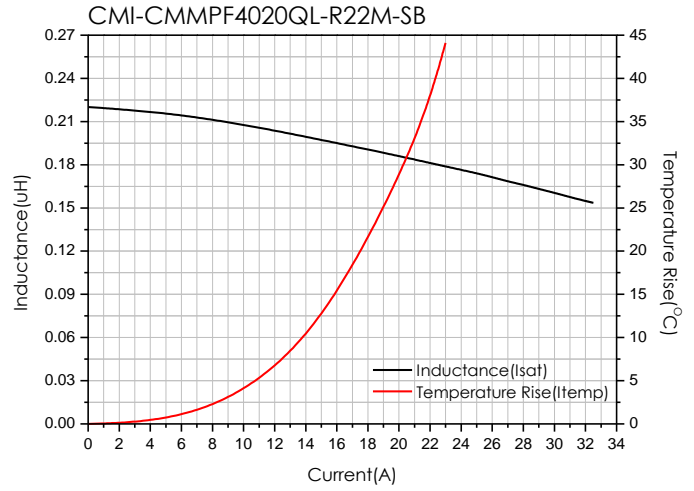
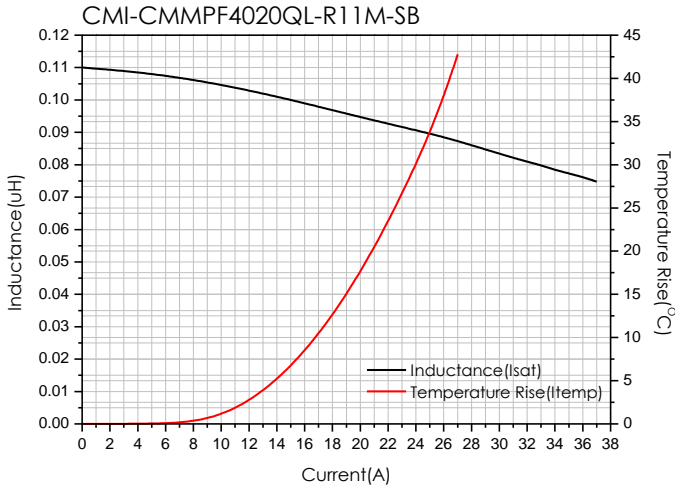
Note 1 : Circuit design, component placement, PCB trace size and thickness, airflow and other cooling. Provision all affect the part Temperature. Part temperature should be verified in the end application.

▪ **You can also contact us by e-mail : coilmaster@coilmaster.com**

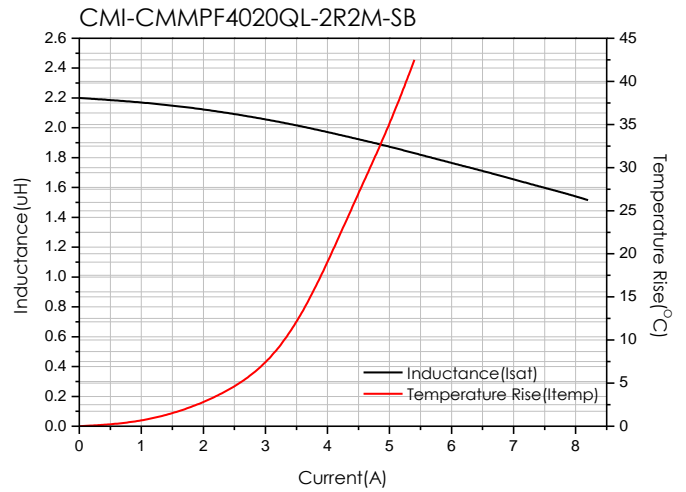
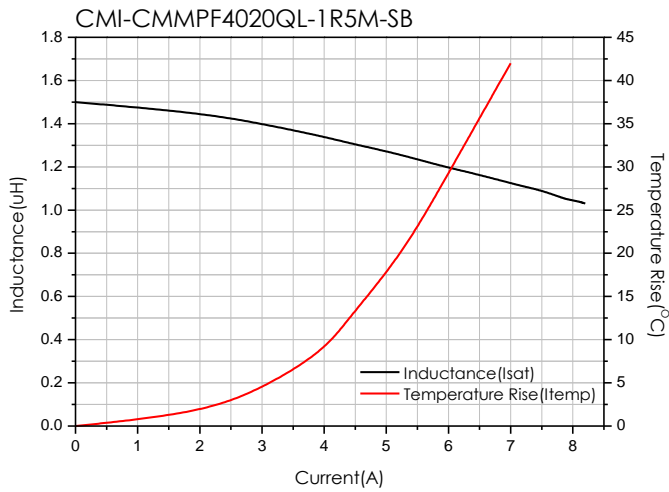
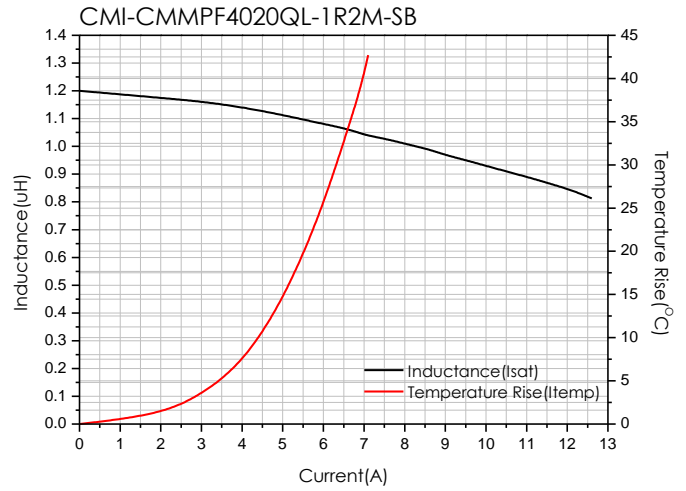
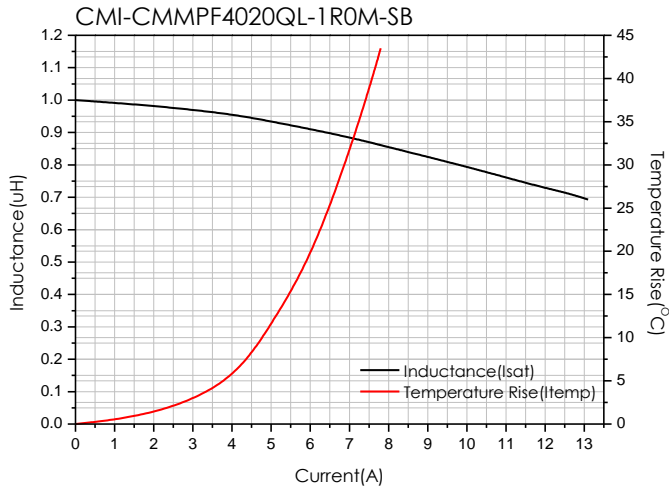
- All specifications are subject to change without notice.
- Update date : 2024.06.13

www.coilmaster.com

Electrical characteristics



- You can also contact us by e-mail : coilmaster@coilmaster.com
- All specifications are subject to change without notice.
- Update date : 2024.06.13

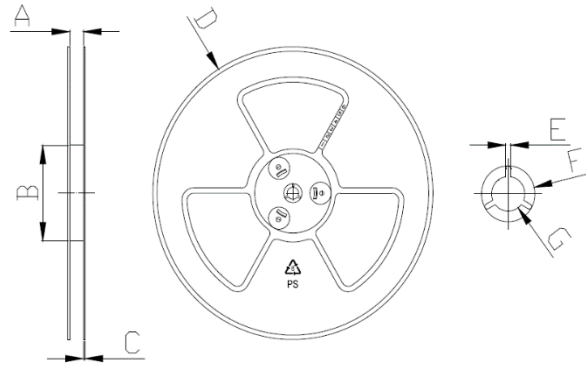


- You can also contact us by e-mail : coilmaster@coilmaster.com
- All specifications are subject to change without notice.
- Update date : 2024.06.13

Packaging

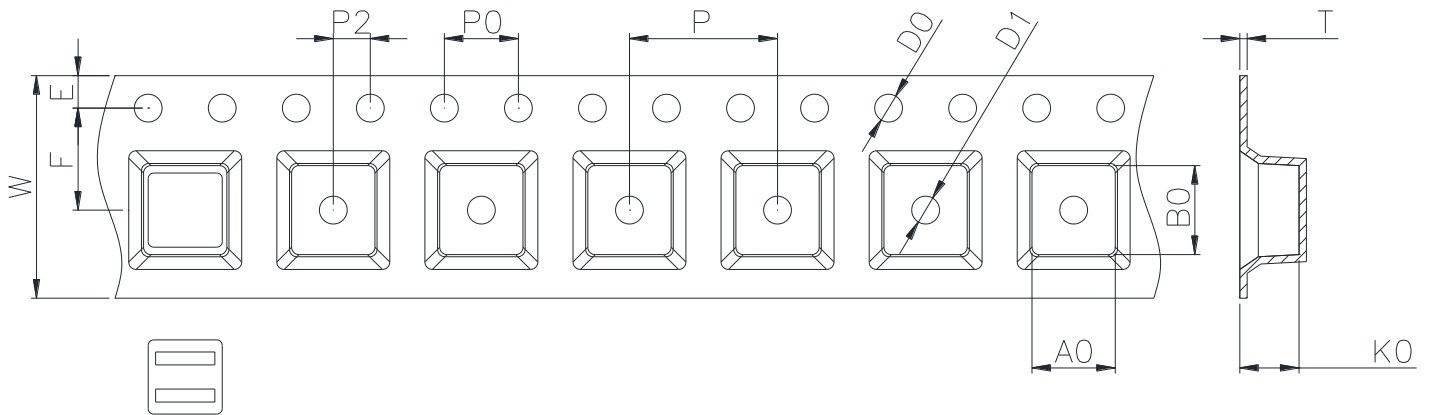
(1) Package quantity : 3,000 (pcs/reel)

(2) Reel Dimensions (unit:mm)



A	B	C	D	E	F	G
12.50	100.0	2.00	330.0	2.30	21.50	13.00
+0.50	+1.00	+0.20	+3.00	+0.30	+0.30	+0.50
-0.50	-1.00	-0.20	-3.00	-0.30	-0.30	-0.20

(3) Tape Dimensions



W	A0	B0	K0	E	F	P	P0	P2	D0/D1	T
12.00	4.60	4.90	2.20	1.75	5.50	8.00	4.00	2.00	1.50	0.35
+0.30	+0.10	+0.10	+0.10	+0.10	+0.10	+0.10	+0.10	+0.10	+0.10	+0.05
-0.10	-0.10	-0.10	-0.10	-0.10	-0.10	-0.10	-0.10	-0.10	-0.00	-0.05

Korea Sales Office (KOREA) +82)31-904-1444
 China Sales Office (CHINA) +86)0758-683-1444
 Hungary Sales office (EUROPE) +36)1-404-5832

H.K Sales Office (HONGKONG) +852)2711-5551
 LA Sales Office (USA) +1)714-616-6989

• You can also contact us by e-mail : coilmaster@coilmaster.com

- All specifications are subject to change without notice.
- Update date : 2024.06.13

www.coilmaster.com