


CMI-CMMPP4030HL-SERIES

Features

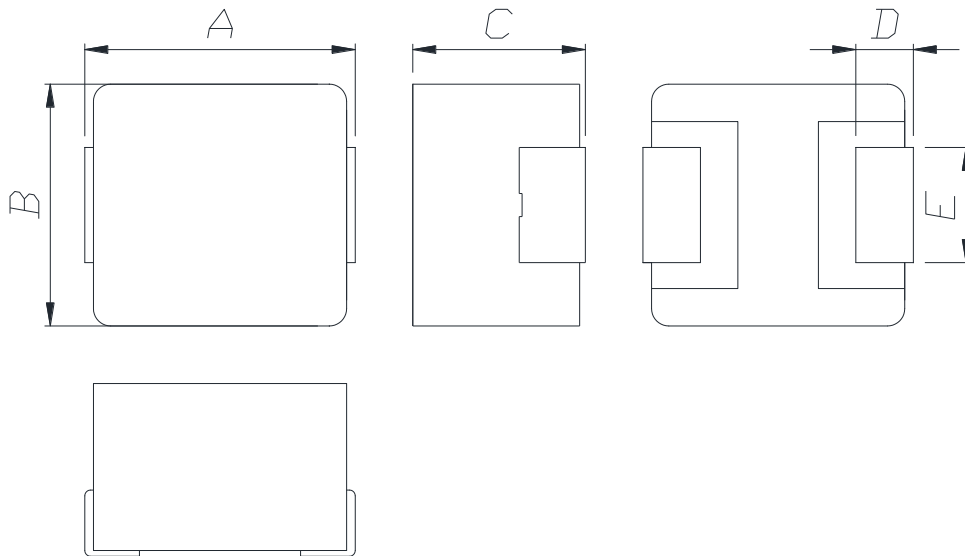
- ▶ Metal powder molding type for EMC protection.
- ▶ Available tape and reel for auto insertion.
- ▶ Halogen-Free.
- ▶ RoHS compliant.
- ▶ AEC-Q200 qualified.



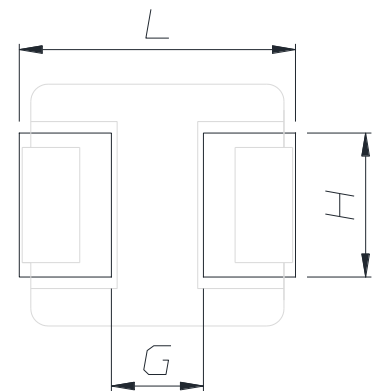
Applications

- ▶ Equipment using for automobiles (ECM, Airbags, Headlights, Electronic Power steering, Motors, ABS, other)

Dimension (Unit:mm)



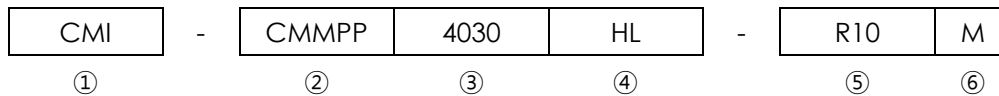
Land Pattern (Unit:mm)



A	B	C	D	E
4.4 ±0.35	4.2 ±0.25	3.0 Max.	1.0 ±0.2	2.0 ±0.2

L	G	H
4.8	1.6	2.5

Regulation of part number



- ① CoilMaster's initial
- ② Series Name : Car Metal Molded Pin type Power inductor
- ③ Core Size (unit:mm)
- ④ Material
- ⑤ Typical inductance value (0.1uH)
- ⑥ Inductance tolerance ($\pm 20\%$)

Specifications

Part Number	Inductance (uH) $\pm 20\%$	DCR(mohm) Max.(Typ.)	Isat(A) Max.(Typ.)	Itemp(A) Max.(Typ.)	Test Frequency (Hz)
CMI-CMMPP4030HL-R10M	0.10	5.4(4.5)	30.0(32.0)	14.0(15.0)	1M
CMI-CMMPP4030HL-R20M	0.20	7.8(6.5)	22.0(26.0)	10.0(11.0)	1M
CMI-CMMPP4030HL-R33M	0.33	9.0(7.5)	14.5(16.5)	9.50(10.5)	1M
CMI-CMMPP4030HL-R47M	0.47	10.2(8.5)	12.5(13.5)	9.00(10.0)	1M
CMI-CMMPP4030HL-R56M	0.56	10.8(9.0)	12.0(13.0)	8.50(9.50)	1M
CMI-CMMPP4030HL-R68M	0.68	12(10)	11.5(12.5)	8.00(9.00)	1M
CMI-CMMPP4030HL-R82M	0.82	14.4(12)	11.0(12.0)	7.50(8.50)	1M
CMI-CMMPP4030HL-1R0M	1.0	18(15)	10.5(11.5)	7.00(7.50)	1M
CMI-CMMPP4030HL-1R5M	1.5	24(20)	7.00(8.00)	6.50(7.00)	1M
CMI-CMMPP4030HL-1R8M	1.8	28.8(24)	6.50(7.30)	5.80(6.50)	1M
CMI-CMMPP4030HL-2R2M	2.2	30(25)	6.30(7.00)	5.70(6.40)	1M
CMI-CMMPP4030HL-3R3M	3.3	50(42)	6.10(6.80)	4.00(4.60)	1M
CMI-CMMPP4030HL-4R7M	4.7	60(50)	5.80(6.30)	3.20(3.60)	1M
CMI-CMMPP4030HL-6R8M	6.8	84(70)	3.70(4.00)	2.70(3.00)	1M
CMI-CMMPP4030HL-100M	10	154(128)	3.30(3.70)	2.20(2.50)	1M
CMI-CMMPP4030HL-150M	15	222(185)	2.60(3.00)	2.10(2.30)	1M
CMI-CMMPP4030HL-220M	22	264(220)	2.20(2.60)	2.00(2.20)	1M

- Isat: When based on the inductance change rate (approximately 30% below in the initial value)
- Itemp: When based on the temperature increase (Temperature increase of approximately 40°C by self heating)
- Operating Temperature Range(including self temperature) : -40°C ~ +165 °C

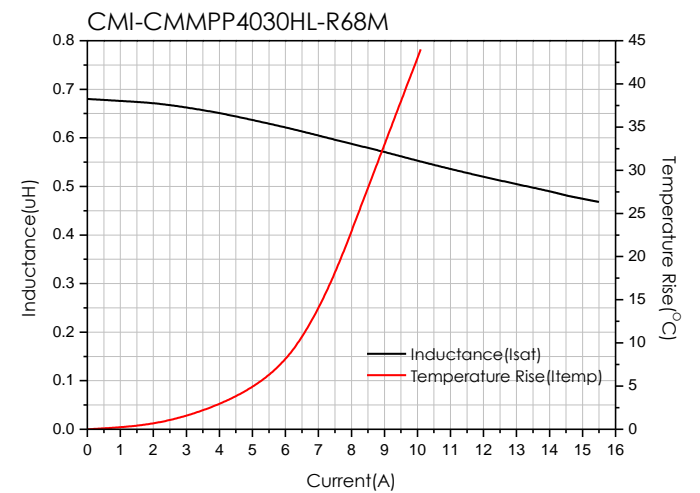
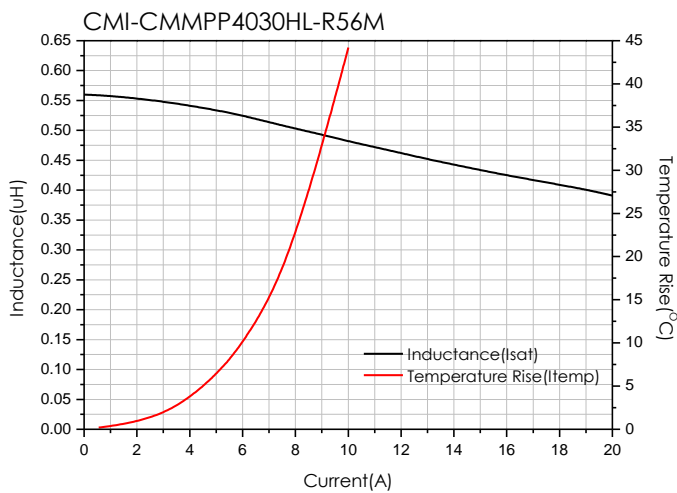
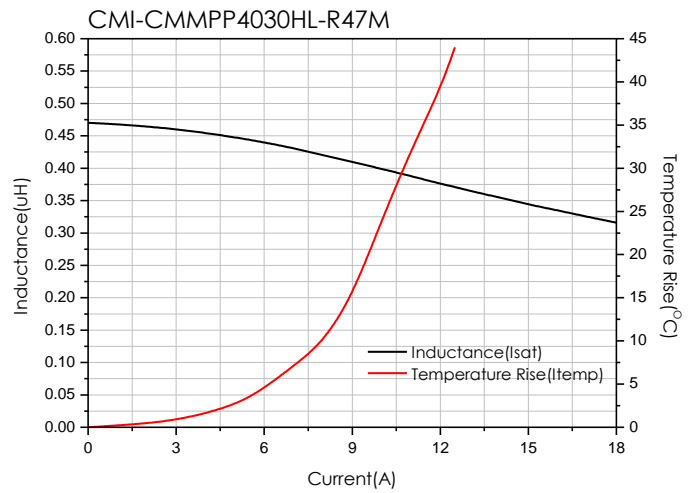
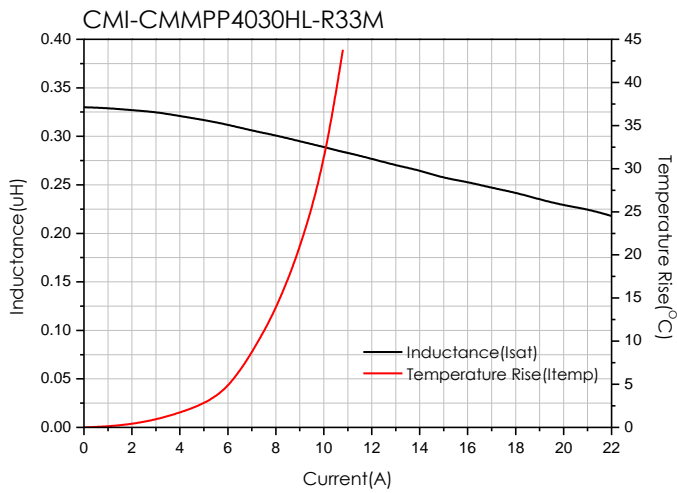
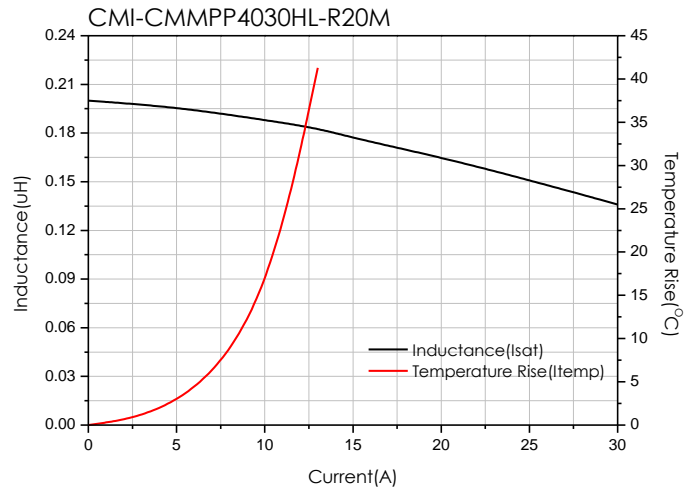
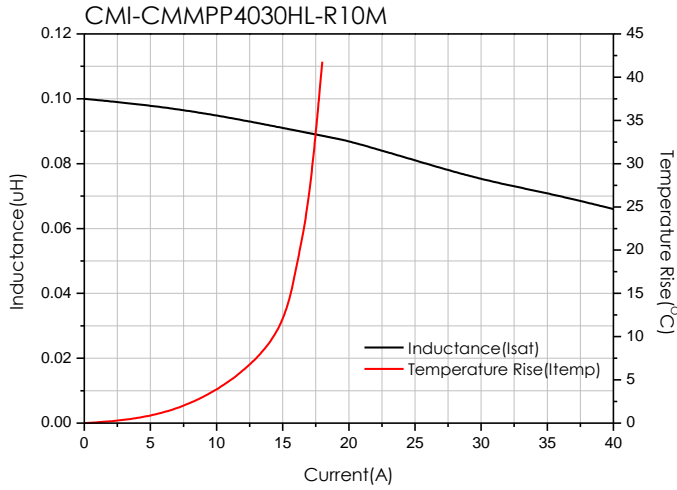
Note 1 : Circuit design, component placement, PCB trace size and thickness, airflow and other cooling. Provision all affect the part Temperature. Part temperature should be verified in the end application

▪ You can also contact us by e-mail : coilmaster@coilmaster.com

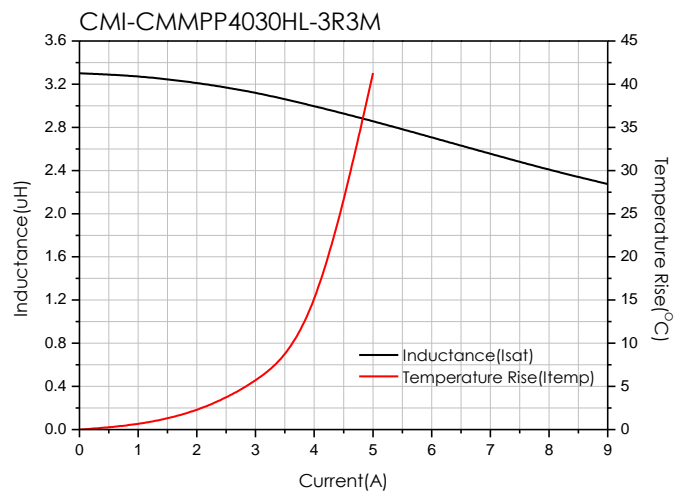
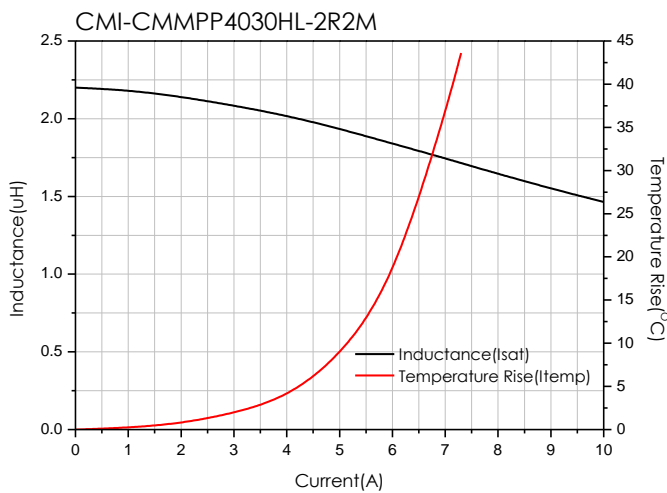
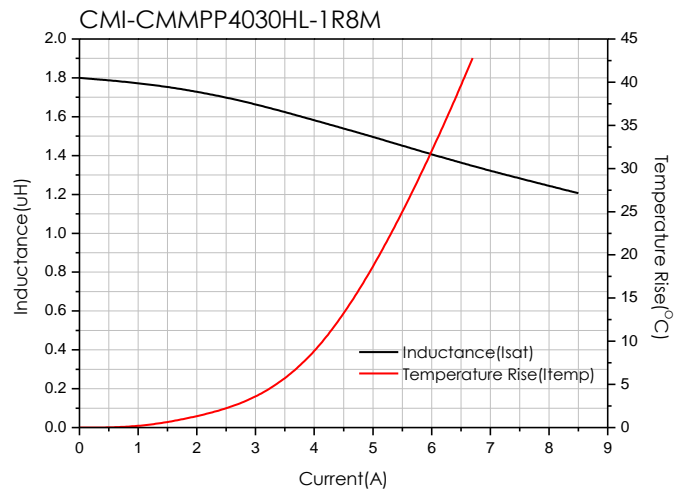
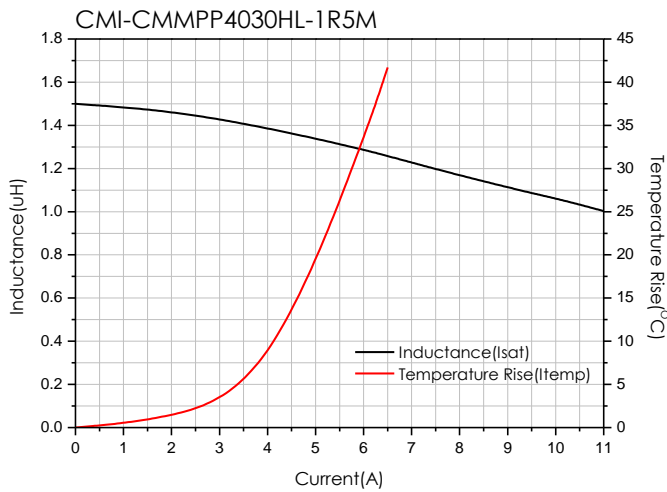
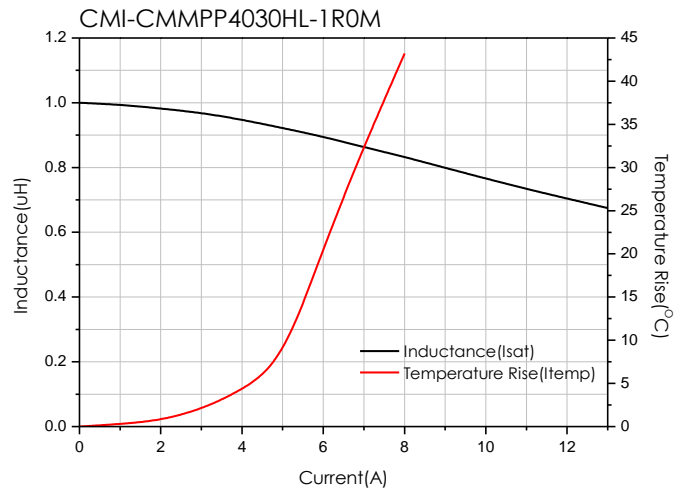
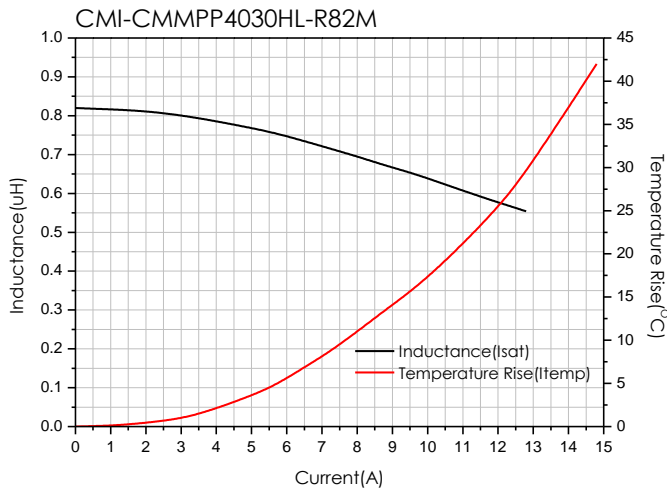
- All specifications are subject to change without notice.
- Update date : 2025.04.11 (Rev.0.1)

www.coilmaster.com

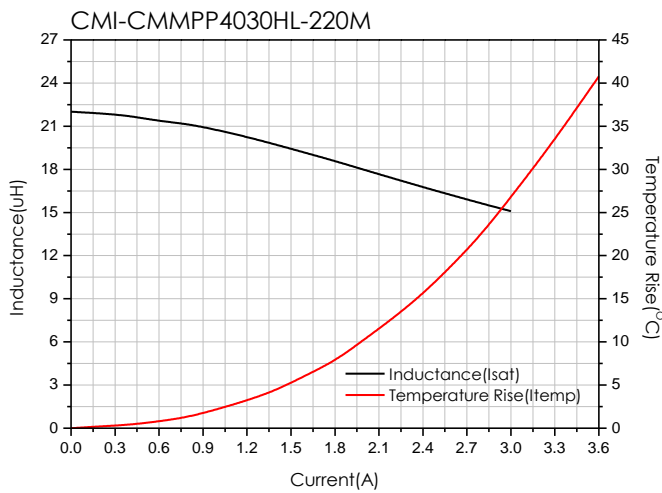
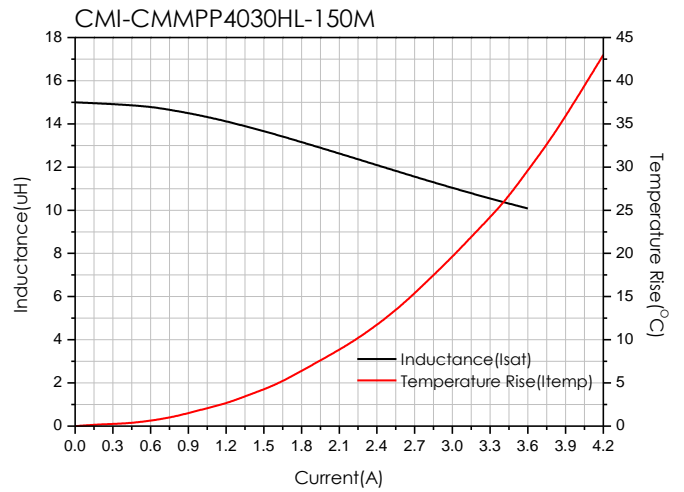
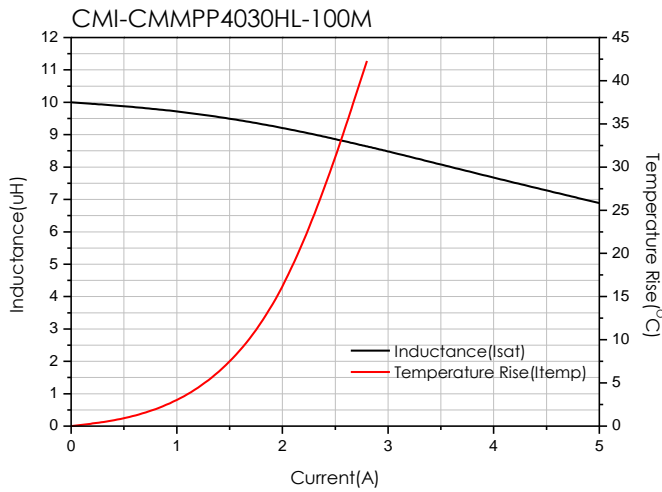
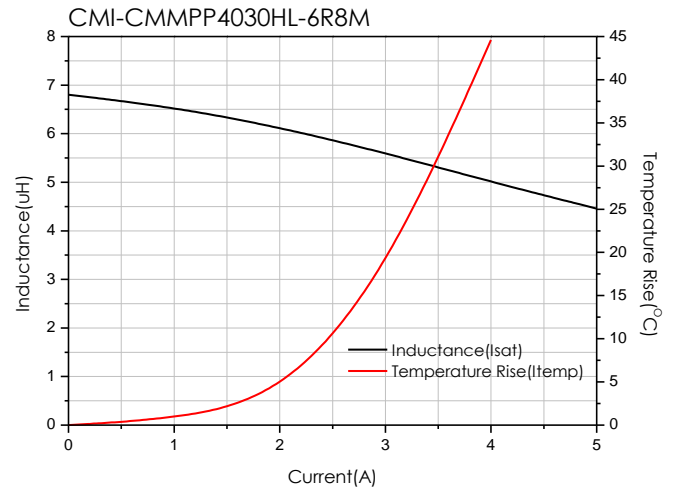
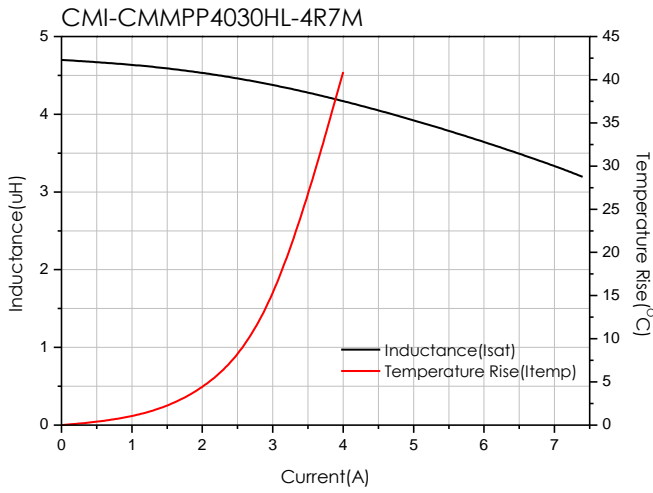
Electrical characteri



- You can also contact us by e-mail : coilmaster@coilmaster.com
- All specifications are subject to change without notice.
- Update date : 2025.04.11 (Rev.0.1)



- You can also contact us by e-mail : coilmaster@coilmaster.com
- All specifications are subject to change without notice.
- Update date : 2025.04.11 (Rev.0.1)

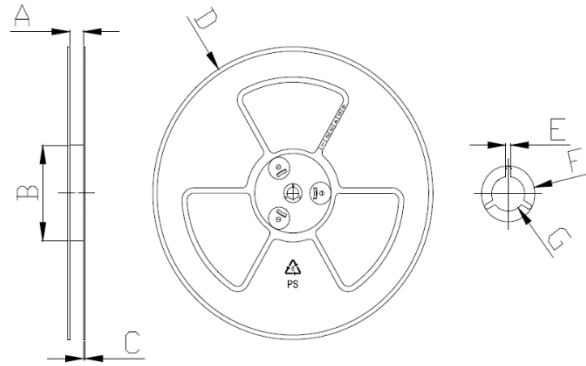


- You can also contact us by e-mail : coilmaster@coilmaster.com
- All specifications are subject to change without notice.
- Update date : 2025.04.11 (Rev.0.1)

Packaging

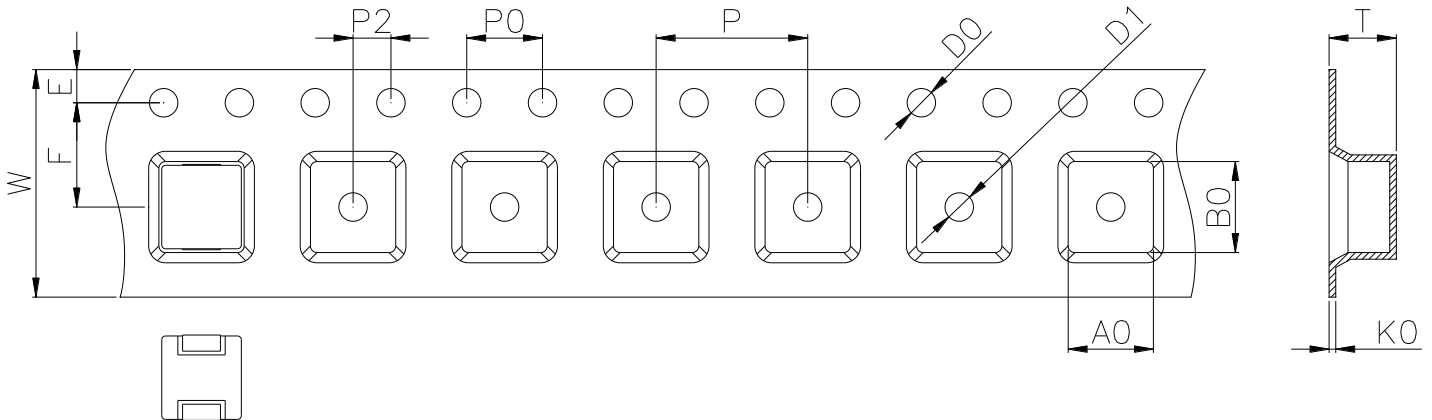
(1) Package quantity : 2,000 (pcs/reel)

(2) Reel Dimensions (unit:mm)



A	B	C	D	E	F	G
12.50	100.0	2.00	330.0	1.90	21.00	13.00
+1.00	+1.50	+0.10	+1.00	+0.40	+0.40	+0.40
-1.00	-1.50	-0.10	-1.00	-0.40	-0.40	-0.40

(3) Tape Dimensions



W	A0	B0	K0	E	F	P	P0	P2	D0/D1	T
12.00	4.50	4.80	3.20	1.75	5.50	8.00	4.00	2.00	1.50	0.35
+0.30	+0.10	+0.10	+0.10	+0.10	+0.10	+0.10	+0.10	+0.10	+0.10	+0.05
-0.10	-0.00	-0.00	-0.10	-0.10	-0.10	-0.10	-0.10	-0.10	-0.00	-0.05

Korea Sales Office (KOREA) +82)31-904-1444
 China Sales Office (CHINA) +86)0758-683-1444
 Hungary Sales office (EUROPE) +36)1-404-5832

H.K Sales Office (HONGKONG) +852)2711-5551
 LA Sales Office (USA) +1)714-616-6989

• You can also contact us by e-mail : coilmaster@coilmaster.com

- All specifications are subject to change without notice.
- Update date : 2025.04.11 (Rev.0.1)

www.coilmaster.com