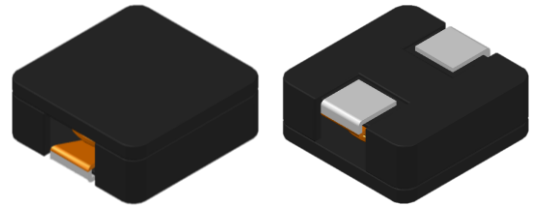


CMI-CSSMF18090MH-SERIES

Features

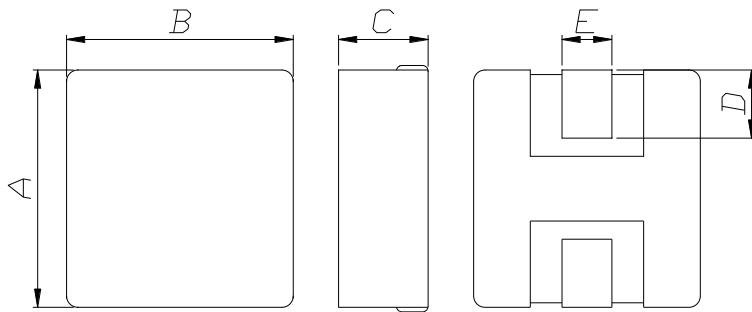
- ▶ High current and low profile/ Low DC resistance
- ▶ Magnetic shielding for high-density packaging
- ▶ Available tape and reel for auto insertion.
- ▶ Halogen-Free / RoHS compliant.
- ▶ AEC-Q200 qualified.



Applications

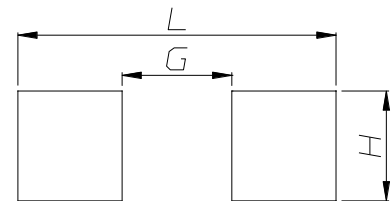
- ▶ Equipment using for automobile (ECM, Airbags, Headlights, Electronic Power Steering, Motors, ABS, other)
Soft saturation makes them ideal for VRD/VRM applications

Dimension (Unit:mm)



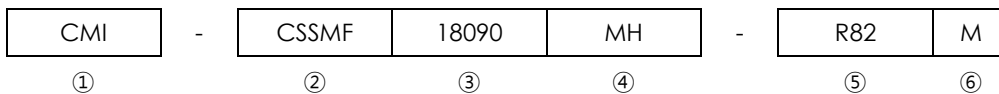
Value	A	B	C	D	E
R82~150	19.3	18.2±0.5	8.9±0.3	4.5±0.5	4.0±0.3
220~560	Max.				3.2±0.3

Land Pattern (Unit:mm)



L	G	H
20.0	8.0	5.0

Regulation of part number



- ① CoilMaster's initial
- ② Series Name : Car Metal material Square Shield Flat wire type Power inductor
- ③ Core Size (unit:mm)
- ④ Material
- ⑤ Typical inductance value (0.82uH)
- ⑥ Inductance tolerance (±20%)

• You can also contact us by e-mail : coilmaster@coilmaster.com
 • All specifications are subject to change without notice.
 • Update date : 2021.09.02

Specifications

Part Number	Inductance (uH) ±20%	DCR(mohm) Max.(Typ.)	Isat(A) Typ.	Irms(A) Typ.	Test Frequency (Hz)
CMI-CSSMF18090MH-R82M	0.82	0.62(0.52)	70.00	41.50	100k
CMI-CSSMF18090MH-1R3M	1.3	1.00(0.85)	67.00	36.00	100k
CMI-CSSMF18090MH-2R0M	2.0	1.38(1.20)	57.00	32.50	100k
CMI-CSSMF18090MH-2R7M	2.7	1.82(1.58)	50.00	31.50	100k
CMI-CSSMF18090MH-3R6M	3.6	2.60(2.20)	43.00	25.00	100k
CMI-CSSMF18090MH-4R7M	4.7	3.40(2.85)	39.00	22.50	100k
CMI-CSSMF18090MH-5R6M	5.6	3.70(3.18)	35.00	21.00	100k
CMI-CSSMF18090MH-6R8M	6.8	4.70(4.10)	31.00	18.50	100k
CMI-CSSMF18090MH-8R5M	8.5	5.55(4.82)	28.00	18.00	100k
CMI-CSSMF18090MH-100M	10.0	6.90(6.00)	24.00	16.00	100k
CMI-CSSMF18090MH-150M	15.0	9.43(8.20)	19.00	14.00	100k
CMI-CSSMF18090MH-220M	22.0	14.10(12.10)	14.00	11.00	100k
CMI-CSSMF18090MH-330M	33.0	23.00(20.00)	11.00	8.50	100k
CMI-CSSMF18090MH-470M	47.0	38.80(33.70)	9.40	6.80	100k
CMI-CSSMF18090MH-560M	56.0	41.20(35.80)	8.50	6.50	100k

- Isat: When based on the inductance change rate (approximately 30% below in the initial value)
- Irms: When based on the temperature increase (Temperature increase of approximately 50°C by self heating)
- Operating Temperature Range(including self temperature) : -40°C ~ +165 °c

Note 1 : Circuit design, component placement, PCB trace size and thickness, airflow and other cooling. Provision all affect the part Temperature. Part temperature should be verified in the end application.

▪ You can also contact us by e-mail : coilmaster@coilmaster.com

- All specifications are subject to change without notice.
- Update date : 2021.09.02

www.coilmaster.com

Packaging

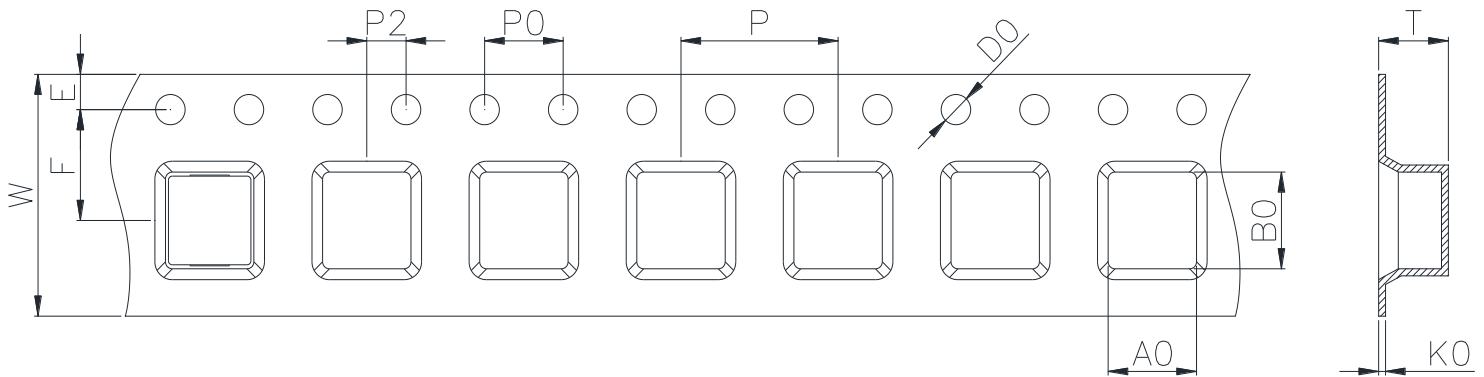
(1) Package quantity : 150 (pcs/reel)

(2) Reel Dimensions (unit:mm)



A	B	C	D	E	F	G
22.50	100.0	2.30	330.0	2.30	21.50	13.00
+1.50	+1.00	+0.20	+3.00	+0.30	+0.30	+0.50
-0.00	-1.00	-0.20	-3.00	-0.30	-0.30	-0.20

(3) Tape Dimensions



W	A0	B0	K0	E	F	P	P0	P2	D0/D1	T
32.00	19.40	18.80	10.50	1.75	14.20	32.00	4.00	2.00	1.50	0.40
+0.30	+0.10	+0.10	+0.10	+0.10	+0.10	+0.10	+0.10	+0.10	+0.05	+0.05
-0.30	-0.10	-0.10	-0.10	-0.10	-0.10	-0.10	-0.10	-0.10	-0.05	-0.05

Ilisan Sales Office (KOREA) +82)31-904-1444
 Shenzhen Sales Office (CHINA) +86)755-8663-6929
 Hungary Sales office (EUROPE) +36)30-913-7706

H.K Sales Office (HONGKONG) +852)2711-5551
 LA Sales Office (USA) +1)866-446-3586

• You can also contact us by e-mail : coilmaster@coilmaster.com

- All specifications are subject to change without notice.
- Update date : 2021.09.02

www.coilmaster.com