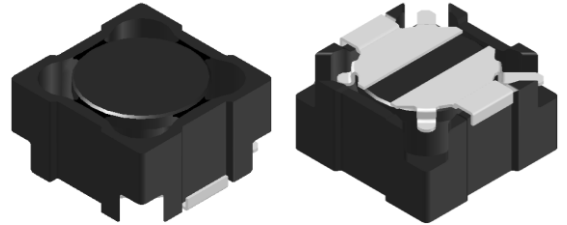




CMI-CSSP8045NF-SERIES

Features

- ▶ Magnetic shield type wound inductor for power circuits.
- ▶ Available tape and reel for auto insertion
- ▶ RoHS compliant
- ▶ AEC-Q200 qualified

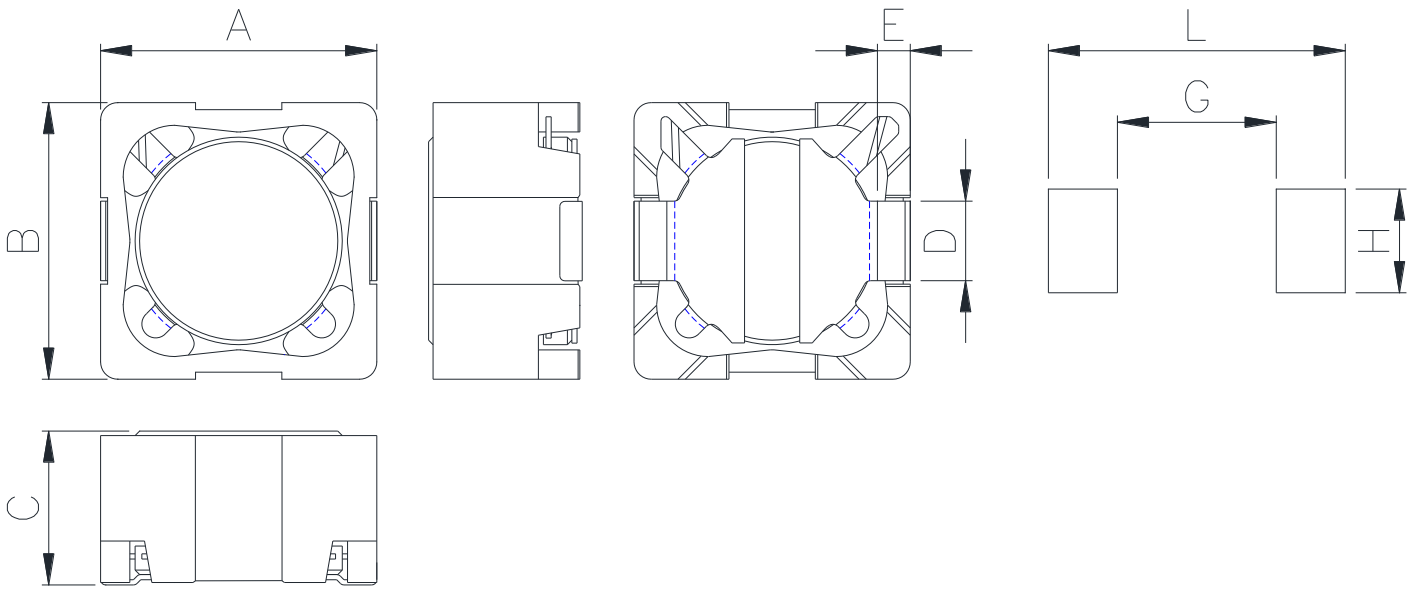


Applications

- ▶ Equipment using for automobiles
(ECM, Airbags, Headlights, Electronic Powder Steering, Motors, ABS, other)

Dimension (Unit:mm)

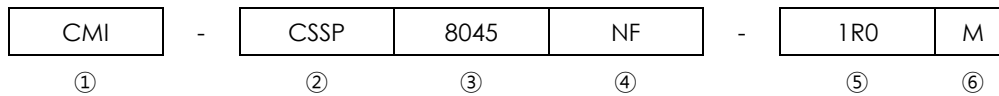
Land Pattern (Unit:mm)



A	B	C	D	E	G	H	L
8.0 ±0.3	8.0 ±0.3	4.5 Max.	2.3 ±0.2	1.0 ±0.2	4.6	3.0	8.6

• You can also contact us by e-mail : coilmaster@coilmaster.com
 • All specifications are subject to change without notice.
 • Update date : 2022.04.12

Regulation of part number



- ① CoilMaster's initial
- ② Series Name : Car Shielded core Square shape Pin type Power Inductor
- ③ Core Size (unit:mm)
- ④ Type
- ⑤ Typical inductance value (1.0 uH)
- ⑥ Inductance tolerance ($\pm 20\%$)

Specifications

Part Number	Inductance (uH)	Tolerance (\pm)	DCR (mohm) Max.(Typ.)	Isat(A) Max.(Typ.)	Itemp(A) Max.(Typ.)	Test Frequency (Hz)
CMI-CSSP8045NF-1R0M	1.0	20%	15.6(13)	12.00(12.50)	9.40(9.70)	100k
CMI-CSSP8045NF-2R2M	2.2	20%	24(20)	9.20(9.40)	6.60(6.80)	100k
CMI-CSSP8045NF-3R3M	3.3	20%	27.6(23)	7.60(7.80)	6.50(6.70)	100k
CMI-CSSP8045NF-4R7M	4.7	20%	30(25)	6.60(7.00)	5.50(5.90)	100k
CMI-CSSP8045NF-6R8M	6.8	20%	36(30)	5.40(5.90)	4.90(5.30)	100k
CMI-CSSP8045NF-8R2M	8.2	20%	51.6(43)	4.80(5.10)	4.60(4.80)	100k
CMI-CSSP8045NF-100M	10	20%	60(50)	4.20(4.50)	3.50(3.90)	100k
CMI-CSSP8045NF-150M	15	20%	90(75)	3.90(4.05)	3.20(3.40)	100k
CMI-CSSP8045NF-220M	22	20%	130(108)	3.10(3.30)	2.70(2.90)	100k
CMI-CSSP8045NF-330M	33	20%	170(142)	2.50(2.70)	2.30(2.50)	100k
CMI-CSSP8045NF-470M	47	20%	222(185)	2.20(2.40)	2.00(2.20)	100k
CMI-CSSP8045NF-680M	68	20%	306(255)	1.80(2.00)	1.70(1.90)	100k
CMI-CSSP8045NF-820M	82	20%	420(350)	1.60(1.75)	1.50(1.60)	100k
CMI-CSSP8045NF-101M	100	20%	528(440)	1.55(1.65)	1.30(1.45)	100k
CMI-CSSP8045NF-121M	120	20%	546(455)	1.40(1.50)	1.25(1.40)	100k
CMI-CSSP8045NF-151M	150	20%	672(560)	1.20(1.30)	1.10(1.20)	100k
CMI-CSSP8045NF-221M	220	20%	1014(845)	1.00(1.10)	0.90(1.00)	100k

• You can also contact us by e-mail : coilmaster@coilmaster.com

- All specifications are subject to change without notice.
- Update date : 2022.04.12

Part Number	Inductance (μH)	Tolerance (±)	DCR (mohm) Max.(Typ.)	Isat(A) Max.(Typ.)	Itemp(A) Max.(Typ.)	Test Frequency (Hz)
CMI-CSSP8045NF-331M	330	20%	1680(1400)	0.85(0.90)	0.75(0.85)	100k
CMI-CSSP8045NF-471M	470	20%	2100(1750)	0.70(0.75)	0.62(0.65)	100k
CMI-CSSP8045NF-681M	680	20%	3000(2500)	0.57(0.61)	0.50(0.53)	100k
CMI-CSSP8045NF-102M	1000	20%	3240(2700)	0.39(0.41)	0.44(0.48)	100k

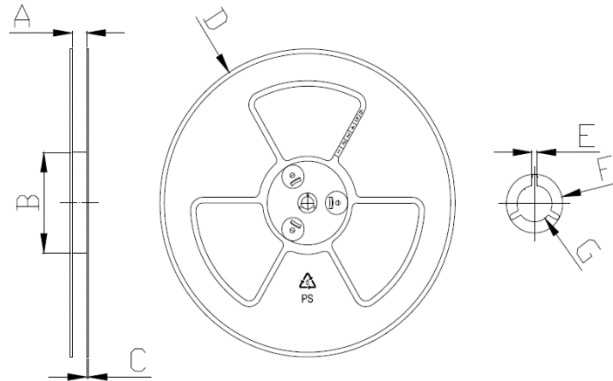
- Isat: When based on the inductance change rate (Approximately 30% below in the initial value)
- Itemp: When based on the temperature increase (Temperature increase of approximately 40°C by self heating)
- Operating Temperature Range (including self temperature) : -40°C ~ +165 °c

Note 1 : Circuit design, component placement, PCB trace size and thickness, airflow and other cooling. Provision all affect the part Temperature. Part temperature should be verified in the end application.

Packaging

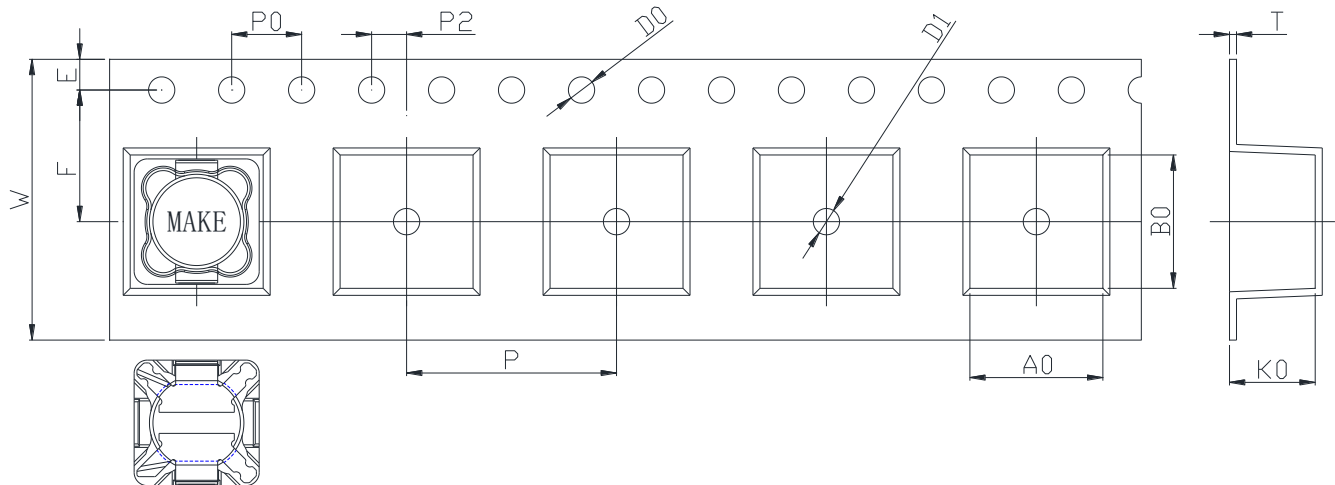
(1) Package quantity : 1,000 (pcs/reel)

(2) Reel Dimensions (unit:mm)



A	B	C	D	E	F	G
16.50	100.0	2.00	330.0	2.30	21.50	13.00
+0.50	+1.00	+0.10	+3.00	+0.30	+0.30	+0.50
-0.50	-1.00	-0.10	-3.00	-0.30	-0.30	-0.20

(3) Tape Dimensions



W	A0	B0	K0	E	F	P	P0	P2	D0/D1	T
16.00	8.30	8.30	4.70	1.75	7.50	12.00	4.00	2.00	1.50	0.40
+0.30	+0.10	+0.10	+0.10	+0.10	+0.10	+0.10	+0.10	+0.10	+0.10	+0.05
-0.30	-0.10	-0.10	-0.10	-0.10	-0.10	-0.10	-0.10	-0.10	-0.00	-0.05

Korea Sales Office (KOREA) +82)31-904-1444
 China Sales Office (CHINA) +86)0758-683-1444
 Hungary Sales office (EUROPE) +36)1-404-5832

H.K Sales Office (HONGKONG) +852)2711-5551
 LA Sales Office (USA) +1)714-616-6989

• You can also contact us by e-mail : coilmaster@coilmaster.com

- All specifications are subject to change without notice.
- Update date : 2022.04.12

www.coilmaster.com