


CMI-DP6028NH-SERIES

Features

- ▶ SMD inductor.
- ▶ Resin shielded construction.
- ▶ Available tape and reel for auto insertion.
- ▶ RoHS compliant
- ▶ Halogen-Free

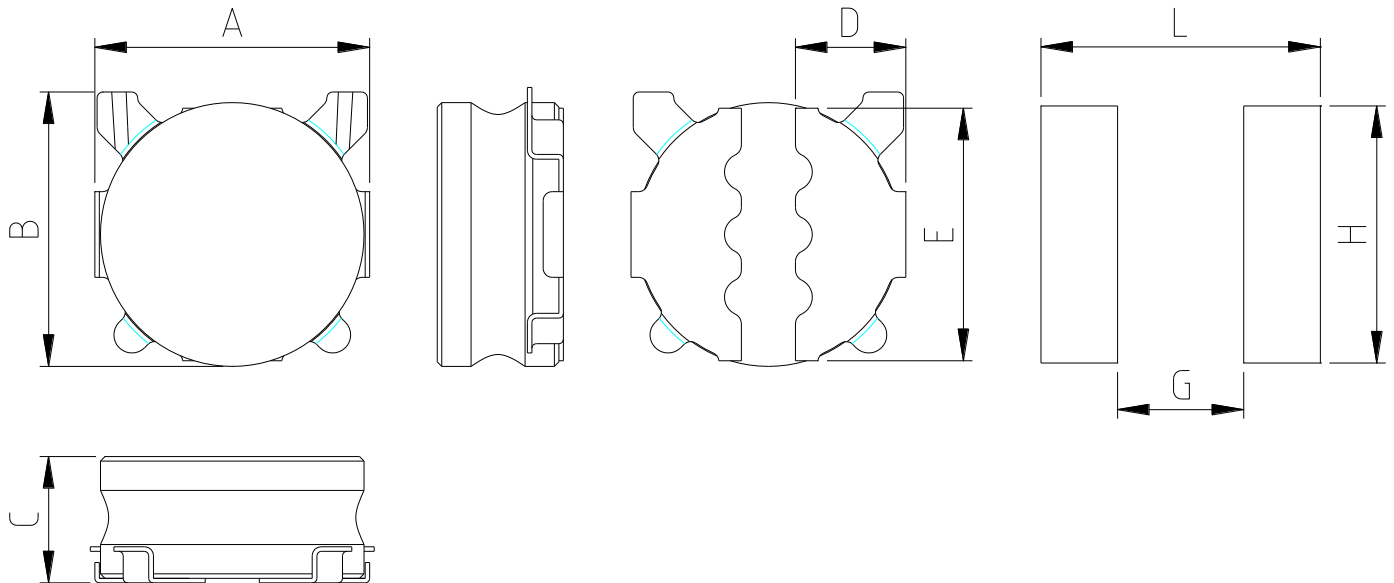


Applications

- ▶ For small DC/DC converter (LCD/LED/OLED display, HDD, DSC etc).
- ▶ For Power supply circuits.

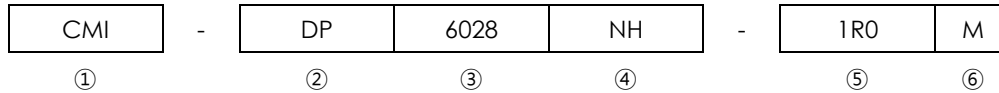
Dimension (Unit:mm)

Land Pattern (Unit:mm)



A	B	C	D	E	G	H	L
6.0 ±0.2	6.0 ±0.2	2.8 Max.	2.45 ±0.2	5.6 ±0.2	2.8	5.7	6.2

Regulation of part number



- ① CoilMaster's initial
- ② Series Name : Drum core Pin type Power inductor
- ③ Core Size (unit:mm)
- ④ Type
- ⑤ Typical inductance value (1.0uH)
- ⑥ Inductance tolerance ($\pm 20\%$)

Specifications

Part Number	Inductance (uH)	Tolerance (\pm)	DCR (mohm) Max.(Typ.)	Isat(A) Max.	Itemp(A) Max.	Test Frequency (Hz)
CMI-DP6028NH-1R0M	1.0	20%	12(10)	6.50	5.20	100k
CMI-DP6028NH-2R2M	2.2	20%	24(20)	5.10	3.80	100k
CMI-DP6028NH-4R7M	4.7	20%	36(30)	3.20	3.10	100k
CMI-DP6028NH-6R8M	6.8	20%	56.4(47)	2.60	2.40	100k
CMI-DP6028NH-100M	10	20%	86.4(72)	2.10	2.00	100k
CMI-DP6028NH-220M	22	20%	162(135)	1.50	1.45	100k
CMI-DP6028NH-330M	33	20%	222(185)	1.35	1.22	100k
CMI-DP6028NH-470M	47	20%	378(315)	1.15	1.06	100k
CMI-DP6028NH-680M	68	20%	432(360)	0.85	0.85	100k
CMI-DP6028NH-101M	100	20%	600(500)	0.70	0.70	100k

- Isat: When based on the inductance change rate (approximately 20% below in the initial value)
- Itemp: When based on the temperature increase (Temperature increase of approximately 40°C by self heating)
- Operating Temperature Range(including self temperature) : -40°C ~ +125 °C

Note 1 : Circuit design, component placement, PCB trace size and thickness, airflow and other cooling. Provision all affect the part Temperature. Part temperature should be verified in the end application.

Korea Sales Office (KOREA)	+82)31-904-1444	H.K Sales Office (HONGKONG)	+852)2711-5551
China Sales Office (CHINA)	+86)0758-683-1444	LA Sales Office (USA)	+1)714-616-6989
Hungary Sales office (EUROPE)	+36)1-404-5832		

▪ **You can also contact us by e-mail : coilmaster@coilmaster.com**

- All specifications are subject to change without notice.
- Update date : 2015.11.19

www.coilmaster.com