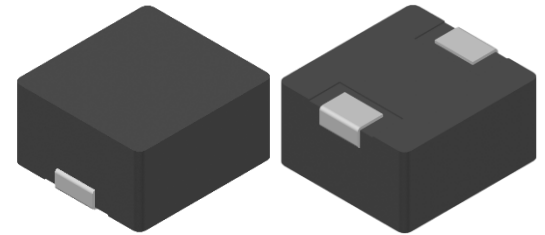


CMI-MMPP10055LH-SERIES

Features

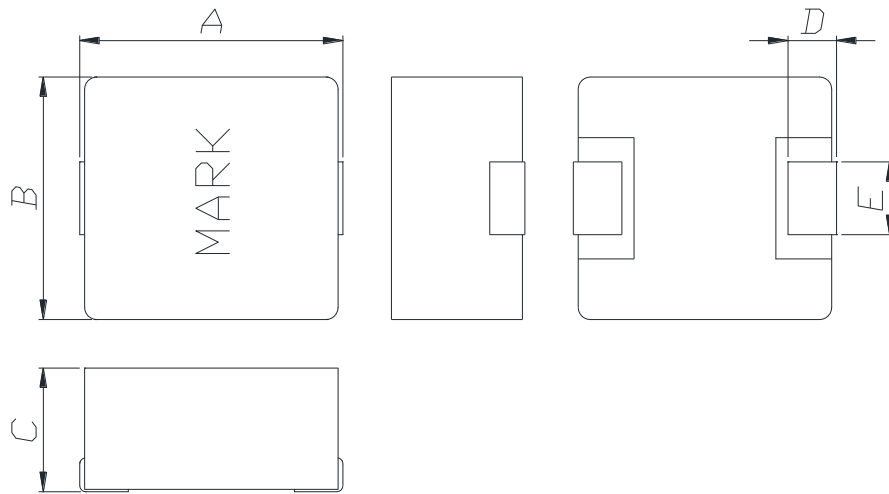
- ▶ Metal powder molding type for EMC protection.
- ▶ Available tape and reel for auto insertion.
- ▶ Halogen-Free.
- ▶ RoHS compliant.



Applications

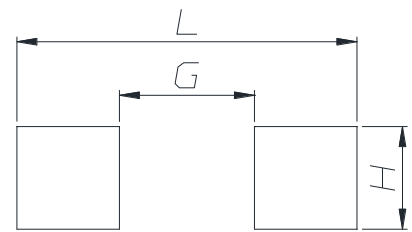
- ▶ For DC/DC converter, AV equipment digital consumer electronics

Dimension (Unit:mm)



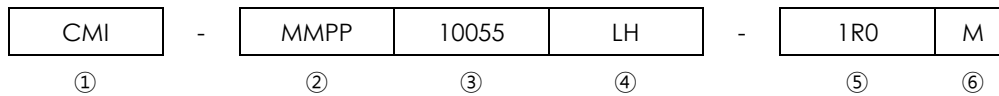
A	B	C	D	E
10.85 ±0.5	10.0 ±0.4	5.5 Max.	2.0 ±0.3	3.0 ±0.2

Land Pattern (Unit:mm)



L	G	H
13.6	5.4	4.1

Regulation of part number



- ① CoilMaster's initial
- ② Series Name : Metal Molded Pin type Power inductor
- ③ Core Size (unit:mm)
- ④ Material
- ⑤ Typical inductance value (1.0uH)
- ⑥ Inductance tolerance (±20%)

Specifications

Part Number	Inductance (uH) ±20%	DCR(mohm) Max.(Typ.)	Isat(A) Max.(Typ.)	Itemp(A) Max.(Typ.)	Test Frequency (Hz)
CMI-MMPP10055LH-1R0M	1.0	3.3(2.8)	45.0(50.0)	23.0(24.0)	1M
CMI-MMPP10055LH-1R5M	1.5	4.2(3.8)	32.0(36.0)	20.0(22.0)	1M
CMI-MMPP10055LH-1R8M	1.8	5.8(4.8)	31.5(35.5)	19.0(21.0)	1M
CMI-MMPP10055LH-2R2M	2.2	7.2(6.0)	30.0(35.0)	18.0(19.0)	1M
CMI-MMPP10055LH-4R7M	4.7	14(12)	19.0(21.5)	17.0(18.0)	1M
CMI-MMPP10055LH-5R6M	5.6	18(15)	16.0(18.0)	15.0(16.0)	1M
CMI-MMPP10055LH-100M	10	30(25)	11.0(13.0)	8.0(8.5)	1M
CMI-MMPP10055LH-150M	15	38.4(32)	9.0(12.0)	7.0(7.2)	1M
CMI-MMPP10055LH-220M	22	60(50)	8.0(9.0)	5.5(6.0)	1M
CMI-MMPP10055LH-470M	47	97.6(81.3)	5.5(6.0)	5.0(5.2)	1M
CMI-MMPP10055LH-101M	100	252(210)	3.7(4.2)	3.5(4.0)	1M

- Isat: When based on the inductance change rate (Approximately 30% below in the initial value)
- Itemp: When based on the temperature increase (Temperature increase of approximately 40°C by self heating)
- Operating Temperature Range (including self temperature) : -40°C ~ +125 °C

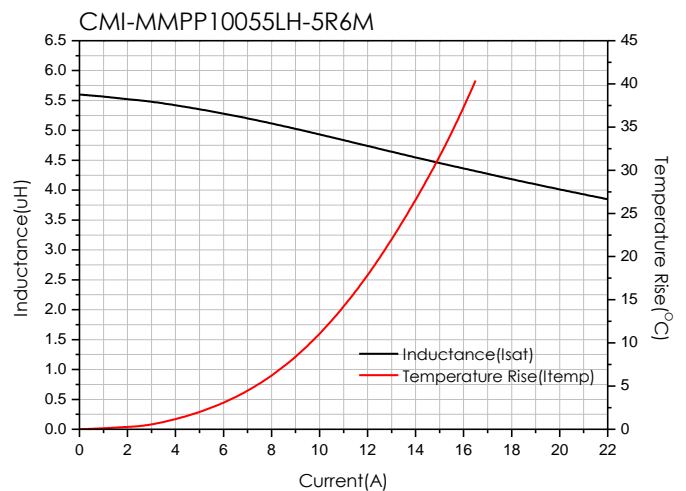
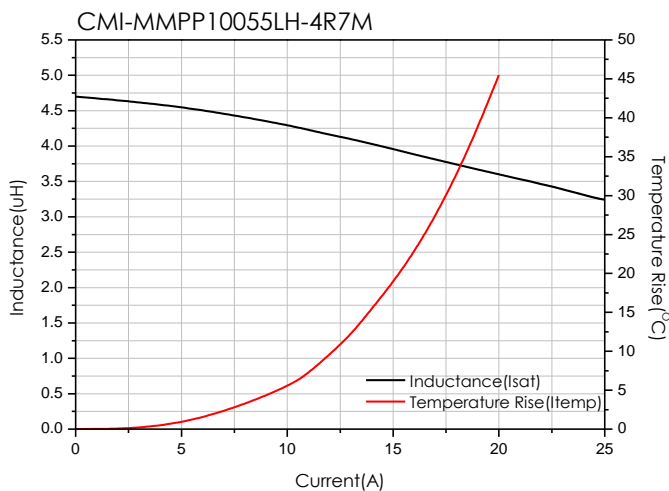
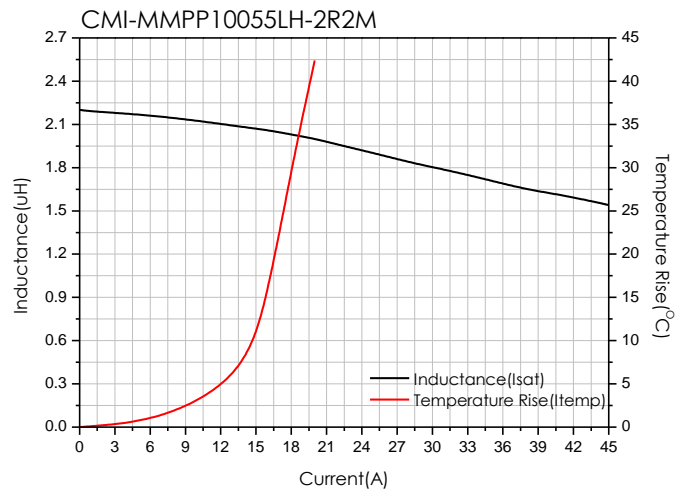
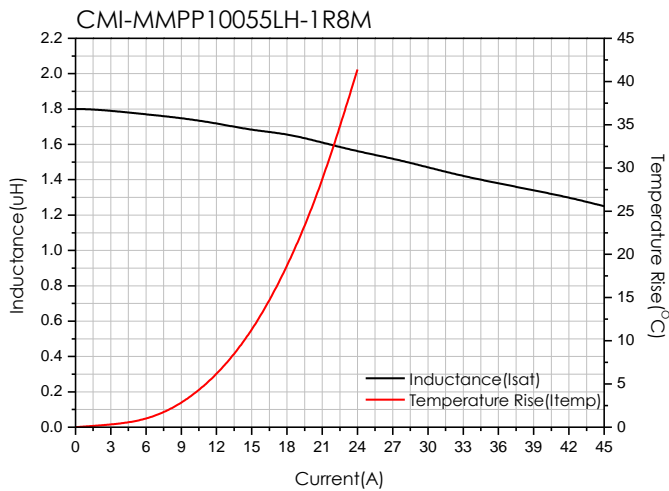
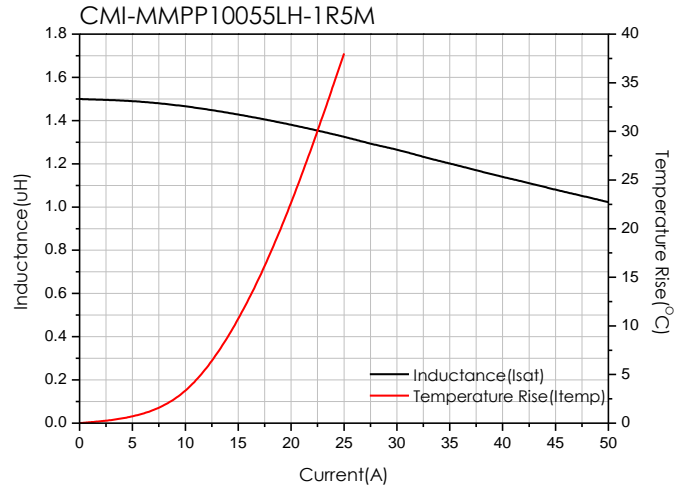
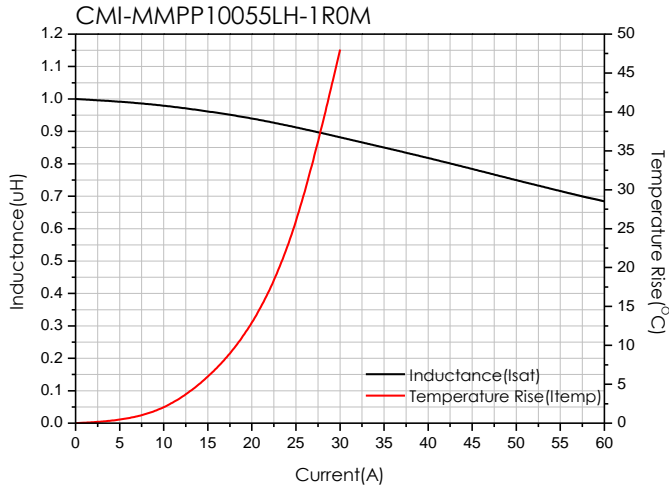
Note 1 : Circuit design, component placement, PCB trace size and thickness, airflow and other cooling. Provision all affect the part Temperature. Part temperature should be verified in the end application.

▪ **You can also contact us by e-mail : coilmaster@coilmaster.com**

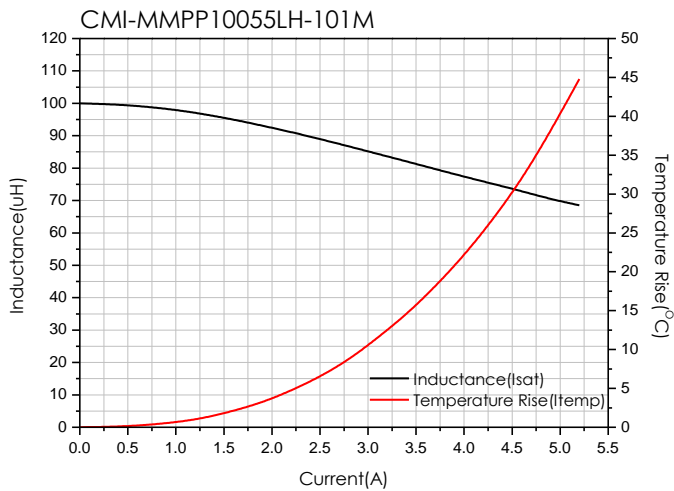
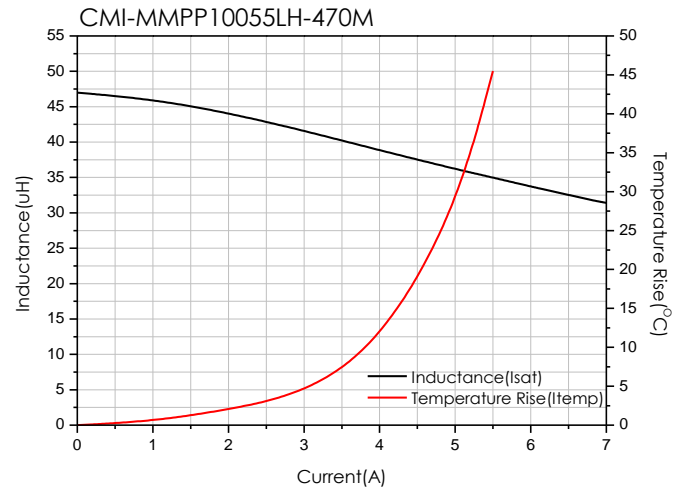
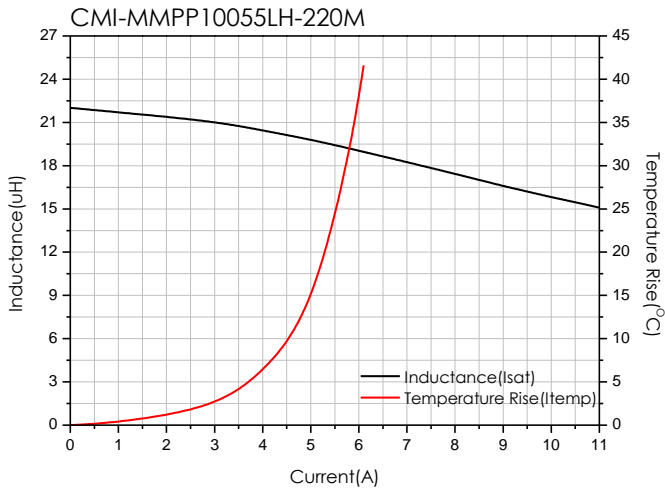
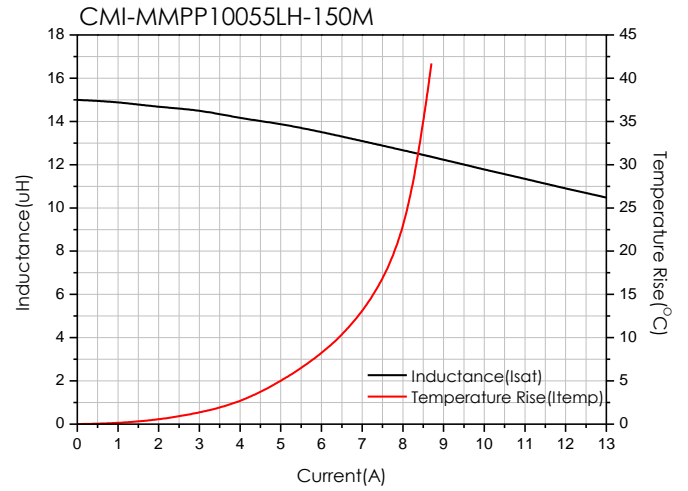
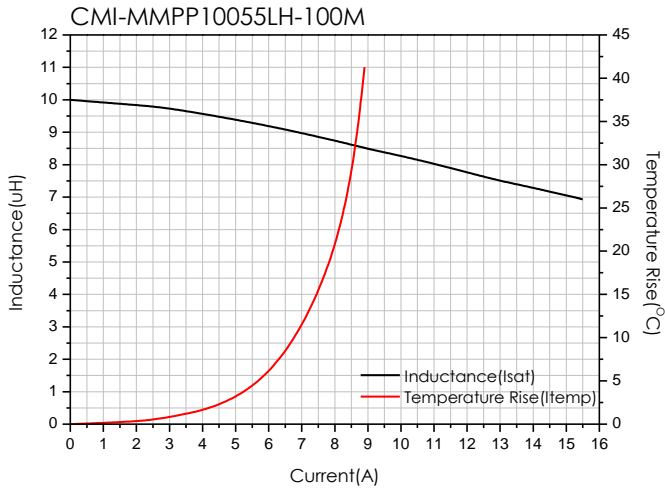
- All specifications are subject to change without notice.
- Update date : 2023.08.04

www.coilmaster.com

Electrical characteristics



- You can also contact us by e-mail : coilmaster@coilmaster.com
- All specifications are subject to change without notice.
- Update date : 2023.08.04

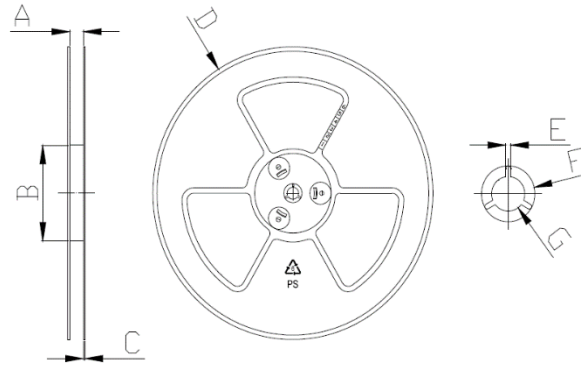


- You can also contact us by e-mail : coilmaster@coilmaster.com
- All specifications are subject to change without notice.
- Update date : 2023.08.04

Packaging

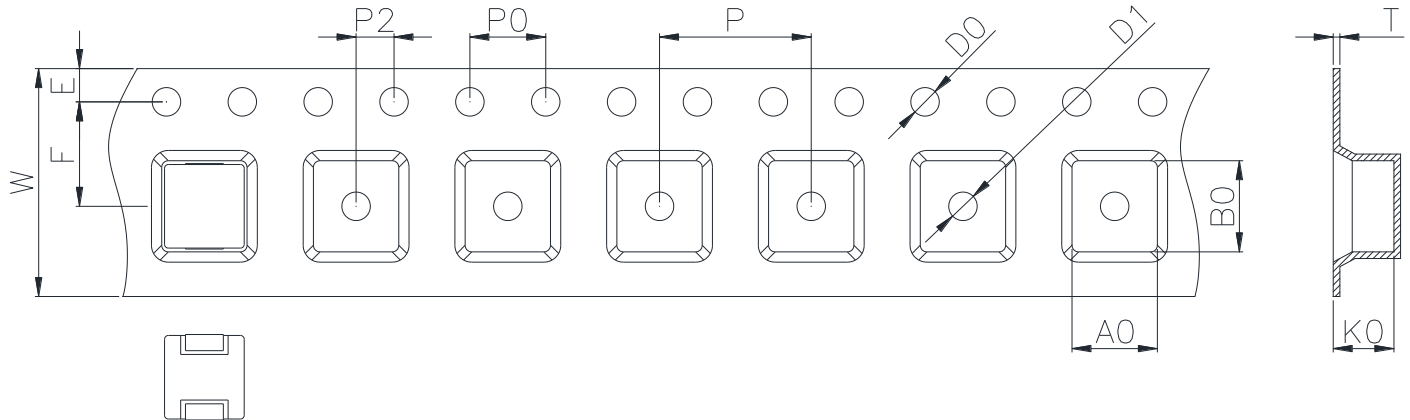
(1) Package quantity : 600 (pcs/reel)

(2) Reel Dimensions (unit:mm)



A	B	C	D	E	F	G
24.50	100.0	2.30	330.0	2.30	21.50	13.00
+0.50	+1.00	+0.20	+3.00	+0.30	+0.30	+0.50
-0.50	-1.00	-0.20	-3.00	-0.30	-0.30	-0.20

(3) Tape Dimensions



W	A0	B0	K0	E	F	P	P0	P2	D0/D1	T
24.00	10.60	11.45	5.70	1.75	11.50	16.00	4.00	2.00	1.50	0.40
+0.30	+0.10	+0.10	+0.15	+0.10	+0.10	+0.10	+0.10	+0.10	+0.10	+0.05
-0.10	-0.10	-0.10	-0.10	-0.10	-0.10	-0.10	-0.10	-0.10	-0.00	-0.05

Korea Sales Office (KOREA) +82)31-904-1444
 China Sales Office (CHINA) +86)0758-683-1444
 Hungary Sales office (EUROPE) +36)1-404-5832

H.K Sales Office (HONGKONG) +852)2711-5551
 LA Sales Office (USA) +1)714-616-6989

• You can also contact us by e-mail : coilmaster@coilmaster.com

- All specifications are subject to change without notice.
- Update date : 2023.08.04

www.coilmaster.com