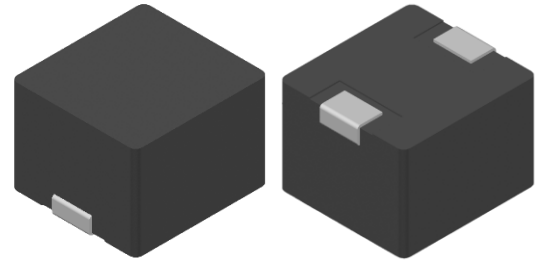


CMI-MMPP10075LL-SERIES

Features

- ▶ Metal powder molding type for EMC protection.
- ▶ Available tape and reel for auto insertion.
- ▶ Halogen-Free.
- ▶ RoHS compliant.

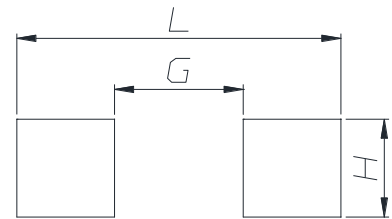
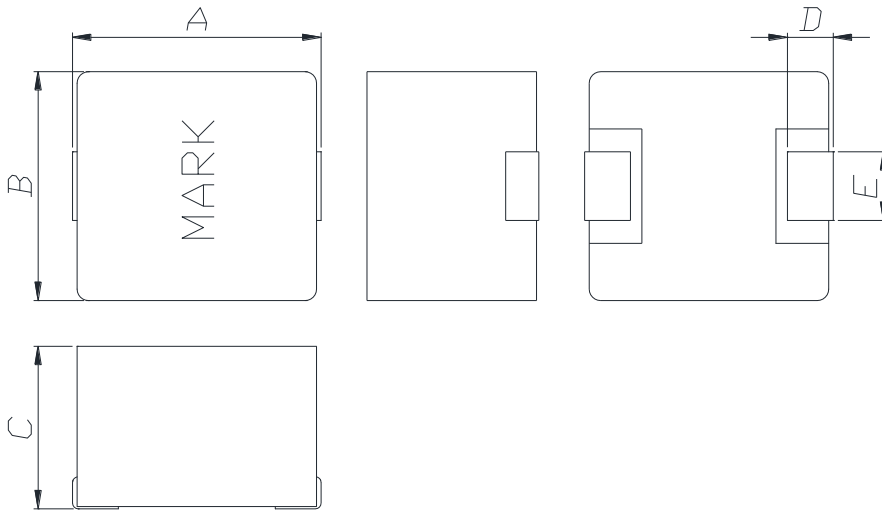


Applications

- ▶ For DC/DC converter, AV equipment digital consumer electronics

Dimension (Unit:mm)


Land Pattern (Unit:mm)



A	B	C	D	E
10.85 ±0.5	10.0 ±0.4	7.5 Max.	2.0 ±0.3	3.0 ±0.2

L	G	H
13.6	5.4	4.1

Regulation of part number



- ① CoilMaster's initial
- ② Series Name : Metal Molded Pin type Power inductor
- ③ Core Size (unit:mm)
- ④ Material
- ⑤ Typical inductance value (4.7uH)
- ⑥ Inductance tolerance (±20%)

Specifications

Part Number	Inductance (uH) ±20%	DCR(mohm) Max.(Typ.)	Isat(A) Max.(Typ.)	Itemp(A) Max.(Typ.)	Test Frequency (Hz)
CMI-MMPP10075LL-4R7M	4.7	10.2(8.5)	20.0(22.0)	19.0(20.0)	1M
CMI-MMPP10075LL-6R8M	6.8	14(12)	16.0(18.0)	16.0(17.0)	1M
CMI-MMPP10075LL-8R2M	8.2	18(15)	15.0(17.0)	14.5(15.5)	1M
CMI-MMPP10075LL-100M	10	19(16)	14.5(16.0)	13.2(14.7)	1M
CMI-MMPP10075LL-150M	15	36(30)	8.5(9.5)	9.0(10.0)	1M
CMI-MMPP10075LL-220M	22	50.4(42)	8.0(9.0)	7.0(8.0)	1M

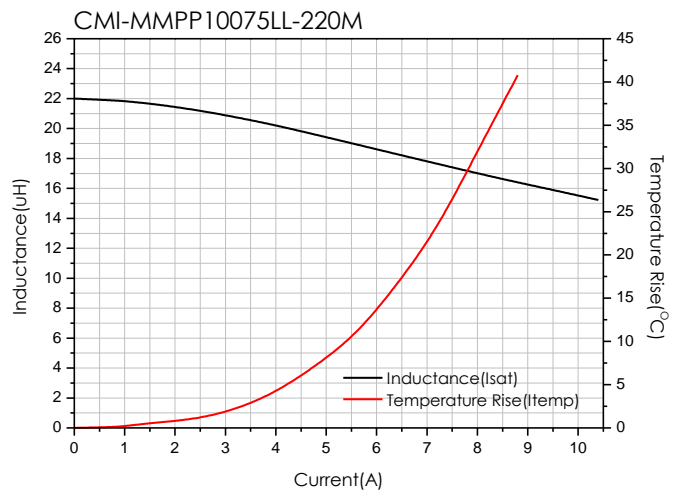
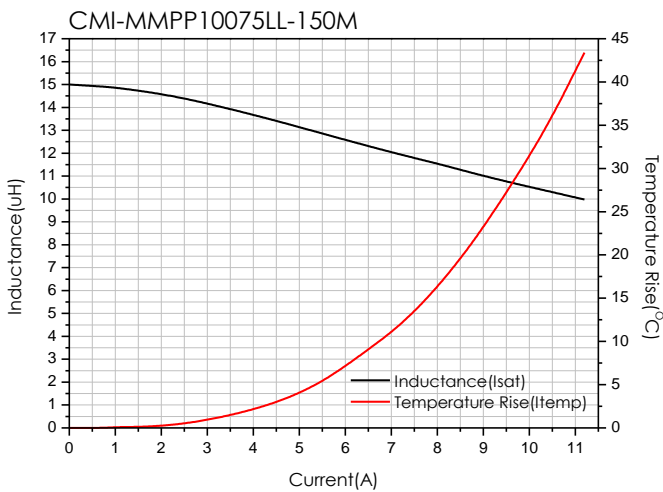
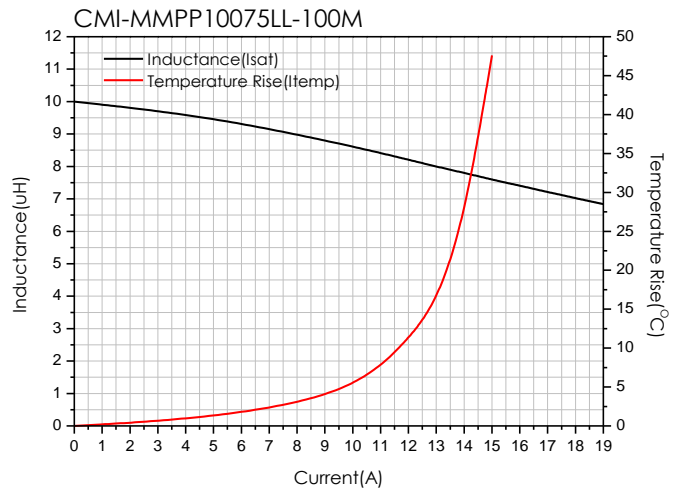
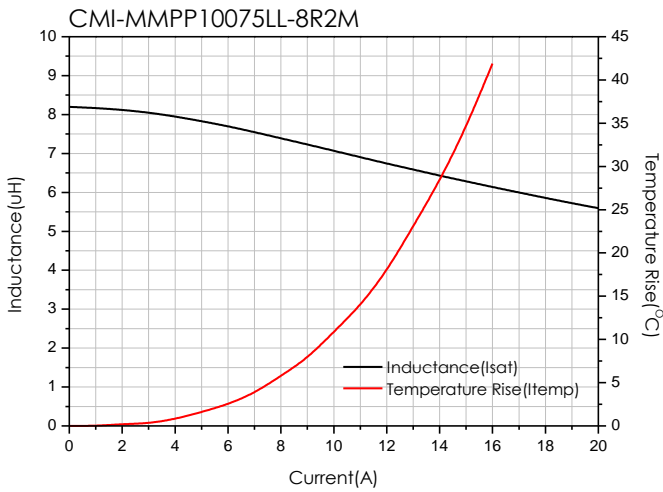
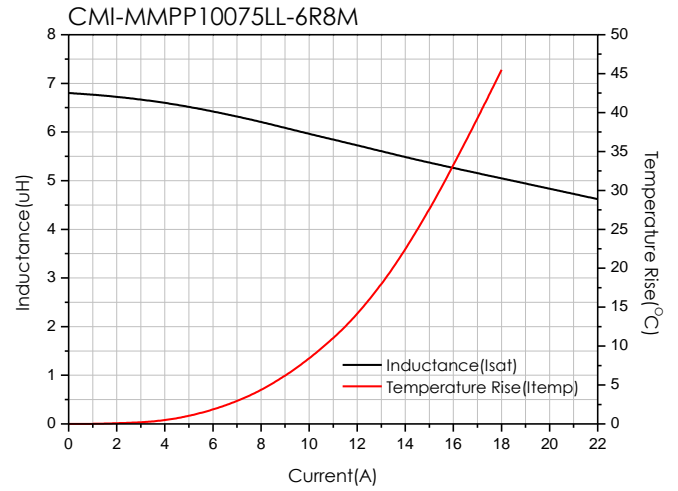
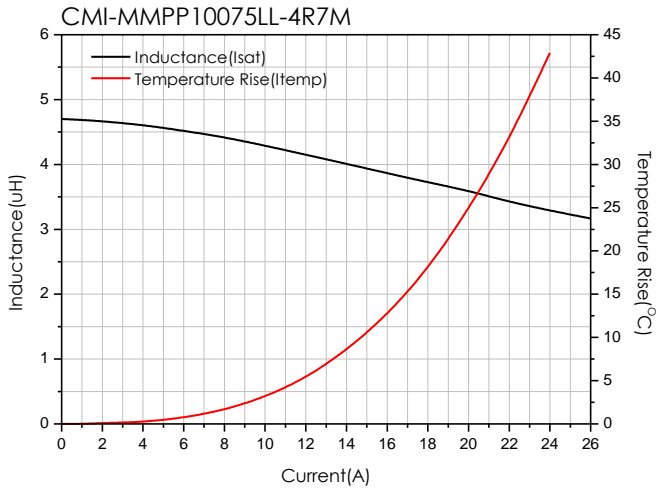
- Isat: When based on the inductance change rate (Approximately 30% below in the initial value)
- Itemp: When based on the temperature increase (Temperature increase of approximately 40°C by self heating)
- Operating Temperature Range (including self temperature) : -40°C ~ +125 °c

Note 1 : Circuit design, component placement, PCB trace size and thickness, airflow and other cooling. Provision all affect the part Temperature. Part temperature should be verified in the end application.

▪ **You can also contact us by e-mail : coilmaster@coilmaster.com**

- All specifications are subject to change without notice.
- Update date : 2024.06.21

Electrical characteristics

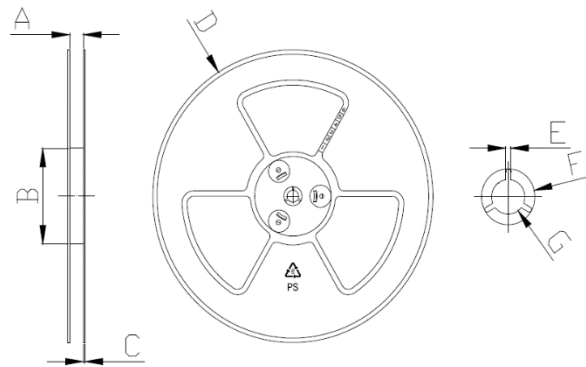


- You can also contact us by e-mail : coilmaster@coilmaster.com
- All specifications are subject to change without notice.
- Update date : 2024.06.21

Packaging

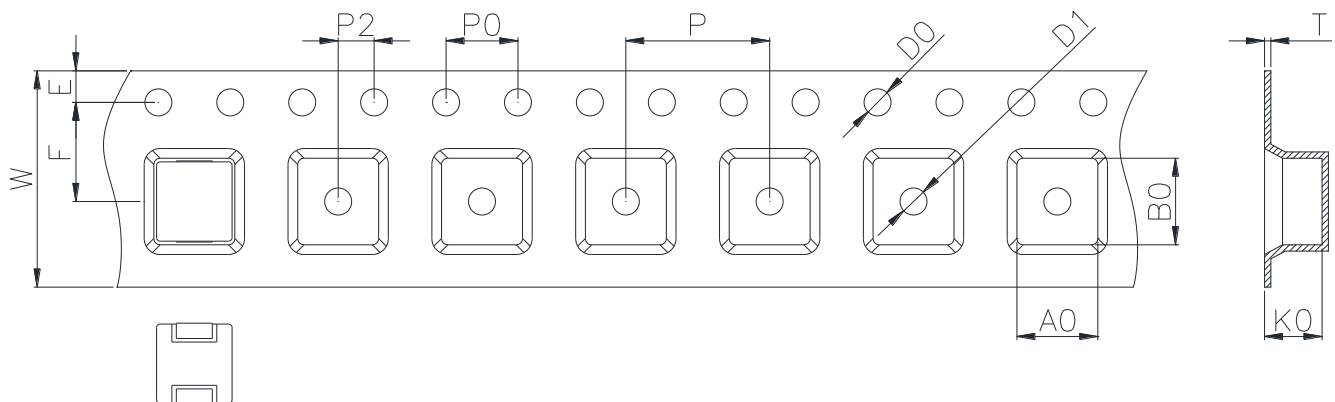
(1) Package quantity : 450 (pcs/reel)

(2) Reel Dimensions (unit:mm)



A	B	C	D	E	F	G
24.50	100.0	2.30	330.0	2.30	21.50	13.00
+0.50	+1.00	+0.20	+3.00	+0.30	+0.30	+0.50
-0.50	-1.00	-0.20	-3.00	-0.30	-0.30	-0.20

(3) Tape Dimensions



W	A0	B0	K0	E	F	P	P0	P2	D0/D1	T
24.00	10.50	11.50	7.60	1.75	11.50	16.00	4.00	2.00	1.50	0.40
+0.30	+0.10	+0.10	+0.10	+0.10	+0.10	+0.10	+0.10	+0.10	+0.10	+0.05
-0.10	-0.10	-0.00	-0.10	-0.10	-0.10	-0.10	-0.10	-0.10	-0.00	-0.05

Korea Sales Office (KOREA) +82)31-904-1444
 China Sales Office (CHINA) +86)0758-683-1444
 Hungary Sales office (EUROPE) +36)1-404-5832

H.K Sales Office (HONGKONG) +852)2711-5551
 LA Sales Office (USA) +1)714-616-6989

• You can also contact us by e-mail : coilmaster@coilmaster.com

- All specifications are subject to change without notice.
- Update date : 2024.06.21

www.coilmaster.com