



CMI-MPLD70100BS-SERIES

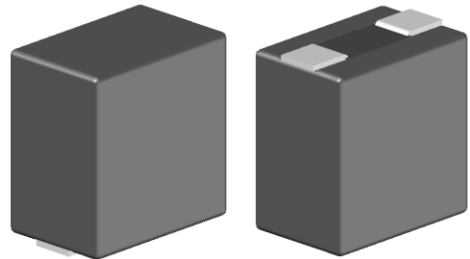
A new construction design for better shielding

Features

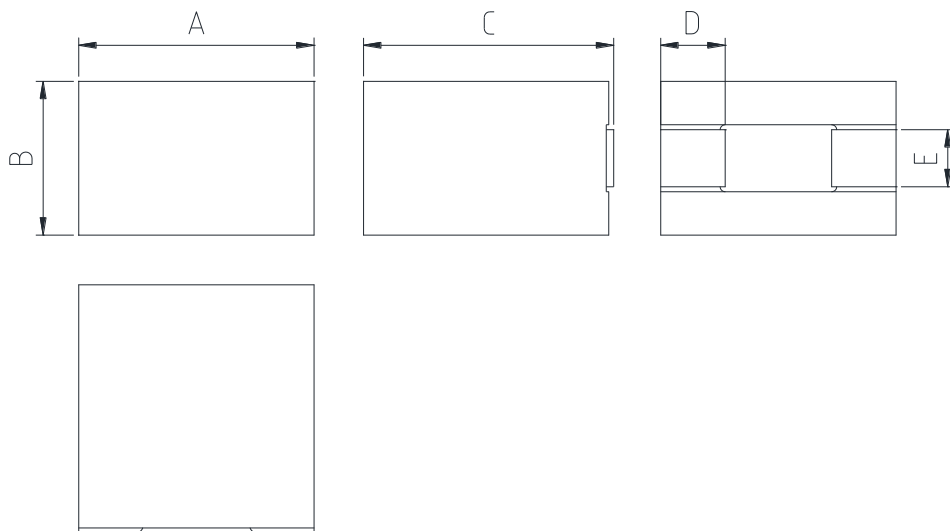
- ▶ High current and precision DCR.
- ▶ Ferrite core type for EMC protection.
- ▶ RoHS compliant / Halogen-Free.

Applications

- ▶ Server, workstation and storage systems.
- ▶ Desktop and Notebook.
- ▶ Graphics cards and battery power systems.
- ▶ Multi-phase and VCORE regulators.
- ▶ Voltage Regulator Modules (VRMs)
- ▶ Point-of-Load modules.
- ▶ DCR Sensing circuits.

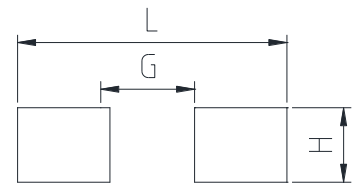


Dimension (Unit:mm)



A	B	C	D	E
7.5±0.3	6.2±0.3	10.0 Max	1.25±0.3	2.3±0.3

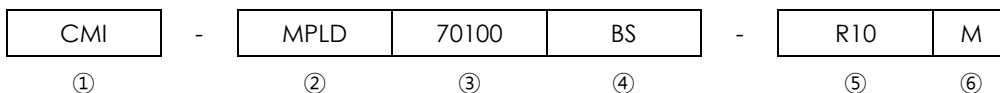
Land Pattern (Unit:mm)



L	G	H
8.5	4.9	2.8

• You can also contact us by e-mail : coilmaster@coilmaster.com
 • All specifications are subject to change without notice.
 • Update date : 2022.01.11

Regulation of part number



- ① CoilMaster's initial
- ② Series Name : Magnetic Pin Low Dcr Power inductor
- ③ Core Size (unit:mm)
- ④ Type
- ⑤ Typical inductance value (0.10uH)
- ⑥ Inductance tolerance (±20%)

Specifications

Part Number	Inductance (uH) ±20%	DCR(mohm) ±10%	Isat(A) typ.		Irms(A) Typ.
			T _{amb} =25 °C	T _{amb} =125 °C	
CMI-MPLD70100BS-R10M	0.10	0.25	90	67.5	40
CMI-MPLD70100BS-R12M	0.12	0.25	75	56	40
CMI-MPLD70100BS-R15M	0.15	0.25	60	45	40
CMI-MPLD70100BS-R22M	0.22	0.25	40	30	40

- Test Frequency: 100kHz, 25 °c
- Isat: When based on the inductance change rate (approximately 30% below in the initial value)
- Irms: When based on the temperature increase (Temperature increase of approximately 40°C by self heating)
- Operating Temperature Range(including self temperature) : -40°C ~ +125 °c

Note 1 : Circuit design, component placement, PCB trace size and thickness, airflow and other cooling. Provision all affect the part Temperature. Part temperature should be verified in the end application.

Ilsan Sales Office (KOREA)	+82)31-904-1444	H.K Sales Office (HONGKONG)	+852)2711-5551
Shenzhen Sales Office (CHINA)	+86)755-8663-6929	LA Sales Office (USA)	+1)866-446-3586
Hungary Sales office (EUROPE)	+36)30-913-7706		

▪ **You can also contact us by e-mail : coilmaster@coilmaster.com**

- All specifications are subject to change without notice.
- Update date : 2022.01.11

www.coilmaster.com