


CMI-PQ2010-SERIES



Picture



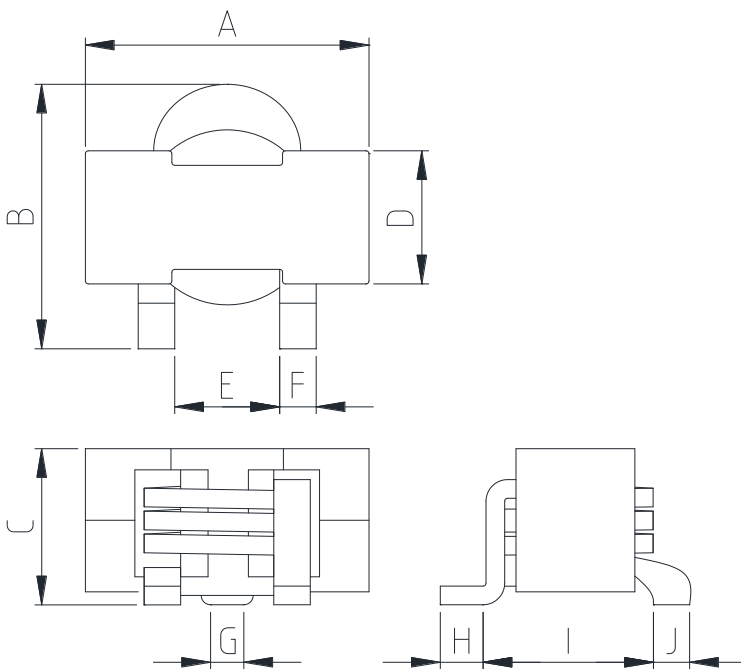
Features

- ▶ Magnetically shielded
- ▶ High current and low profile.
- ▶ Flat wire wound
- ▶ Extra solder pad for increased mechanical stability
- ▶ RoHS compliant
- ▶ Halogen Free

Applications

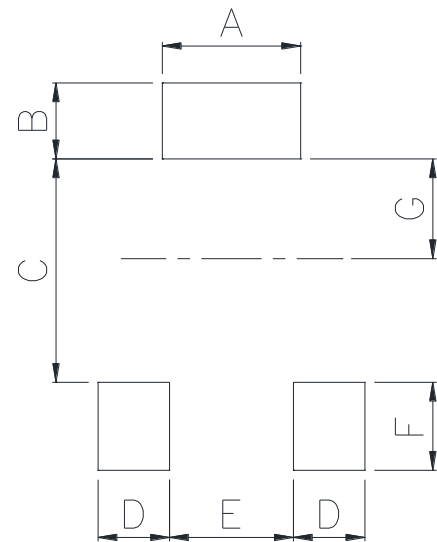
- ▶ For DC/DC converter (LED/OLED TV, Tablet, Display, Graphic, Note PC, Settop, etc)

Dimension (Unit:mm)



A	B	C	D	E
19.18±0.51	18.70±0.86	9.40 Max	9.27±0.51	7.90±0.38
F	G	H	I	J
2.54±0.076.	3.30 ref.	3.18 ref.	13.08±0.37	2.54 ref.

Land Pattern (Unit:mm)



A	B	C	D
7.37	4.06	11.94	3.81
E	F	G	
6.60	4.70	5.33	

- You can also contact us by e-mail : coilmaster@coilmaster.com
- All specifications are subject to change without notice.
- Update date : 2018.04.30

Specifications

Part No.	Inductance (μ H) $\pm 20\%$	DCR (m Ω) Max.(Typ.)	Isat (A)	Irms (A)		SRF (MHz) Typ.
			10% drop	20 °C rise	40 °C rise	
CMI-PQ2010-R30M	0.30	1.00(0.90)	100	36	45	182
CMI-PQ2010-R50M	0.50	1.00(0.90)	81	36	45	148
CMI-PQ2010-R60M	0.60	1.00(0.90)	70	36	45	115
CMI-PQ2010-R68M	0.68	1.00(0.90)	62	36	45	136
CMI-PQ2010-R80M	0.80	1.00(0.90)	53	36	45	92
CMI-PQ2010-R90M	0.90	1.00(0.90)	48	36	45	96
CMI-PQ2010-1R0M	1.00	1.00(0.90)	42	36	45	81
CMI-PQ2010-1R2M	1.20	1.00(0.90)	37	36	45	69
CMI-PQ2010-2R0M	2.00	1.00(0.90)	27	36	45	48

- Inductance measured at 100kHz, 0.1Vrms
- Isat1 : DC current at 25°C that causes a 10% (typ) inductance drop from its value without current.
- Irms : Current that causes the specified temperature rise from 25°C ambient. This information is for reference only and does not represent absolute maximum ratings.
- Ambient temperature -40°C to +85°C with (40°C rise) Irms current.
- Maximum part temperature +125°C (ambient + temp rise). Derating.
- Storage temperature Component: -40°C to +125°C.

IIsan Sales Office (KOREA) +82)31-904-1444
 Shenzhen Sales Office (CHINA) +86)755-8663-6929
 Hungary Sales office (EUROPE) +36)30-913-7706

H.K Sales Office (HONGKONG) +852)2711-5551
 LA Sales Office (USA) +1)866-446-3586

▪ **You can also contact us by e-mail : coilmaster@coilmaster.com**

- All specifications are subject to change without notice.
- Update date : 2018.04.30

www.coilmaster.com