



CMI-SSBD10050NF-SERIES

Picture



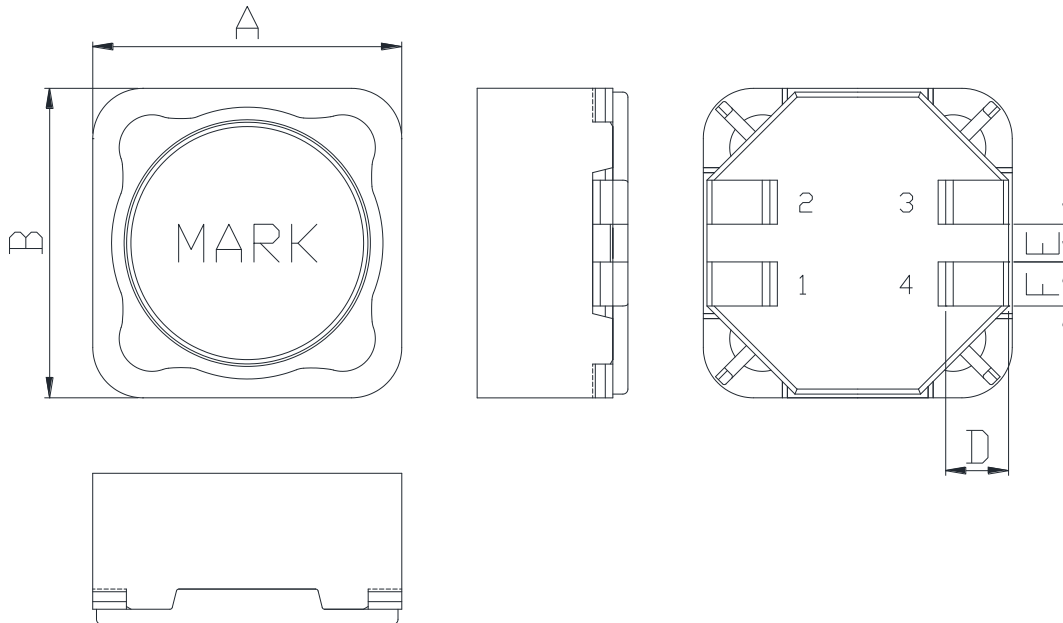
Features

- ▶ High current, Low DCR.
- ▶ Available tape and reel for auto insertion.
- ▶ Coupling inductor (2in1)
- ▶ AEC-Q200 compliant
- ▶ RoHS compliant

Applications

- ▶ SEPIC Circuit
- ▶ Equipment using for automobiles (ECM, airbags, headlights, Electronic Power steering, motors, ABS, other)
- ▶ DC/DC Converters
- ▶ Common mode application

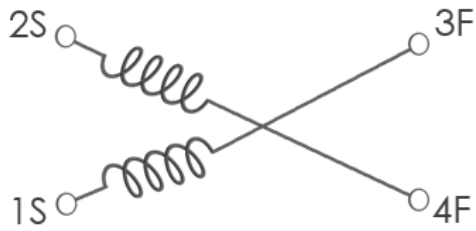
Dimension (Unit:mm)



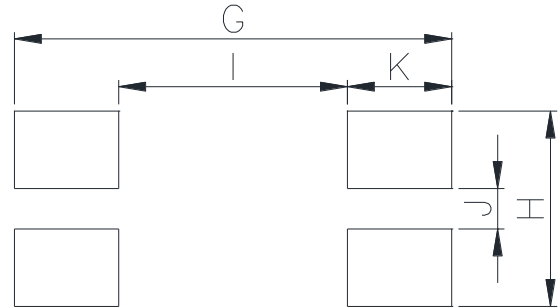
A	B	C	D	E	F
10.5 Max	10.5 Max	5.0 Max	2.0±0.25	1.0±0.25	1.5±0.2

• You can also contact us by e-mail : coilmaster@coilmaster.com
 • All specifications are subject to change without notice.
 • Update date : 2022.11.09

Schematic Diagram

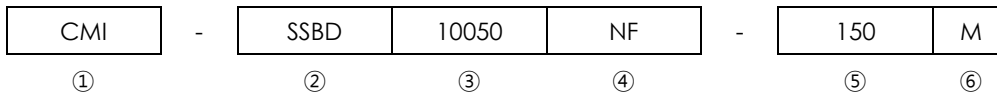


Recommended Pattern



G	H	I	J
13.0	5.8	6.8	1.2

Regulation of part number



- ① CoilMaster's initial
- ② Series Name : Shielded core Square shape Base type Dual Power inductor
- ③ Core Size (unit:mm)
- ④ Material
- ⑤ Typical inductance value (15.0 uH)
- ⑥ Inductance tolerance ($\pm 20\%$)

• You can also contact us by e-mail : coilmaster@coilmaster.com

- All specifications are subject to change without notice.
- Update date : 2022.11.09

Specifications

Part Number	Inductance (μ H) \pm 20%	DCR(mohm) Max.	IDC1(A) Max.	IDC2(A) Max.	Test Frequency (Hz)
CMI-SSBD10050NF-150M	15.0	110	4.00	2.60	100k
CMI-SSBD10050NF-220M	22.0	180	2.50	1.50	100k

- IDC1: When based on the inductance change rate (approximately 30% below in the initial value)
- IDC2: When based on the temperature increase (Temperature increase of approximately 40°C by self heating)
- Operating Temperature Range(including self temperature) : -40°C ~ +155 °c

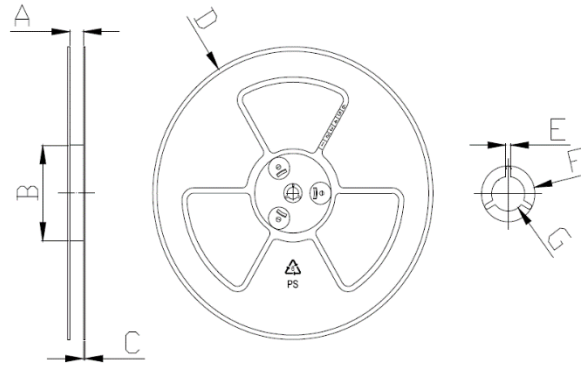
Note 1 : Circuit design, component placement, PCB trace size and thickness, airflow and other cooling. Provision all affect the part Temperature. Part temperature should be verified in the end application.

- **You can also contact us by e-mail : coilmaster@coilmaster.com**
- All specifications are subject to change without notice.
- Update date : 2022.11.09

Packaging

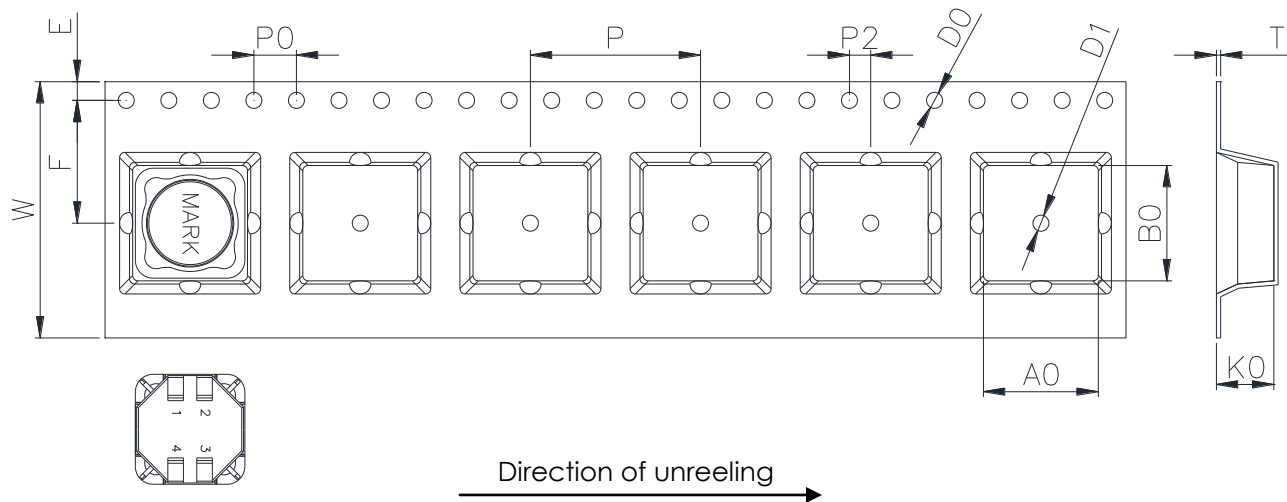
(1) Package quantity : 750 (pcs/reel)

(2) Reel Dimensions (unit:mm)



A	B	C	D	E	F	G
24.50	100.0	2.30	330.0	2.30	21.50	13.00
+0.50	+1.00	+0.20	+3.00	+0.30	+0.30	+0.50
-0.50	-1.00	-0.20	-3.00	-0.30	-0.30	-0.20

(3) Tape Dimensions



W	A0	B0	K0	E	F	P	P0	P2	D0/D1	T
24.00	10.50	10.50	5.20	1.75	11.50	16.00	4.00	2.00	1.50	0.40
+0.30	+0.10	+0.10	+0.10	+0.10	+0.10	+0.10	+0.10	+0.10	+0.10	+0.05
-0.10	-0.10	-0.10	-0.10	-0.10	-0.10	-0.10	-0.10	-0.10	-0.00	-0.05

Ilsan Sales Office (KOREA) +82)31-904-1444
 China Office (CHINA) +86)758-278-7031
 Hungary Sales office (EUROPE) +36)30-913-7706

H.K Sales Office (HONGKONG) +852)2711-5551
 LA Sales Office (USA) +1)866-446-3586

• You can also contact us by e-mail : coilmaster@coilmaster.com

- All specifications are subject to change without notice.
- Update date : 2022.11.09

www.coilmaster.com