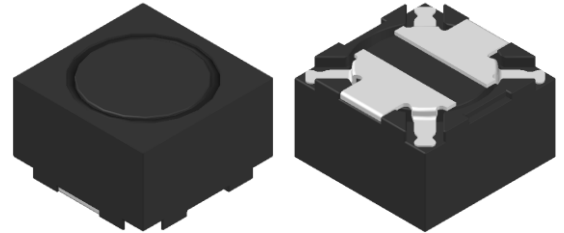


CMI-SSP5030NH-SERIES

Features

- ▶ SMD Inductor
- ▶ Magnetic shield type wound inductor for power circuits.
- ▶ Available tape and reel for auto insertion.
- ▶ Halogen-Free.
- ▶ RoHS compliant.

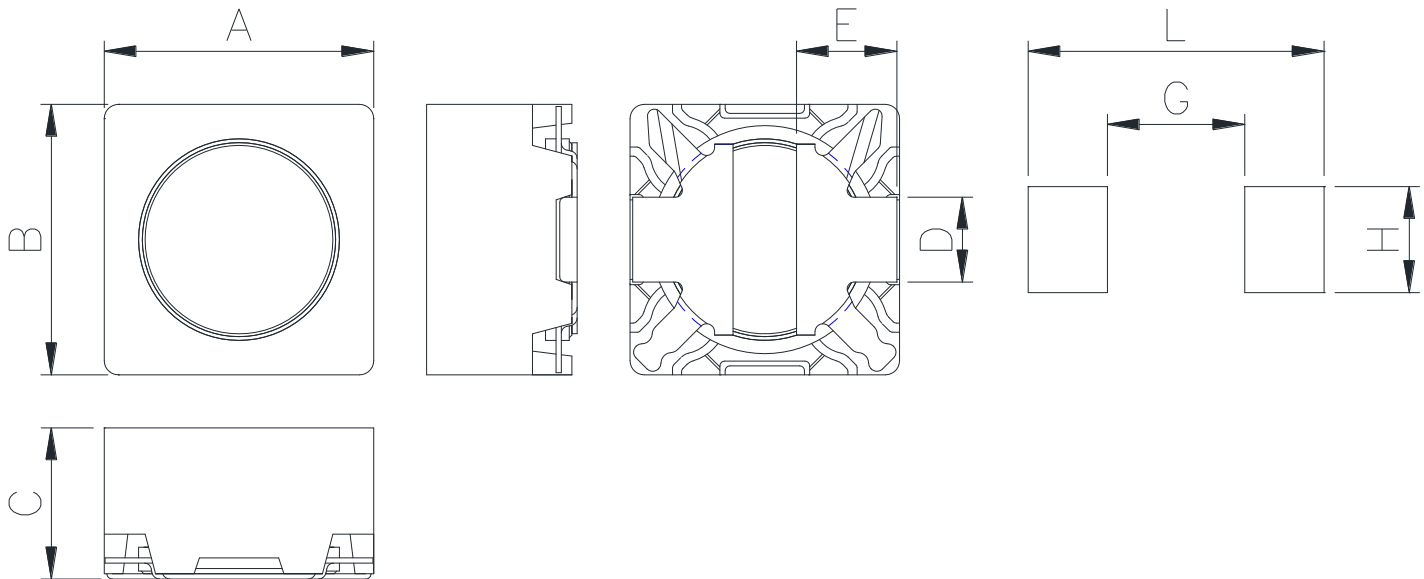


Applications

- ▶ For small DC/DC converter (LCD/LED/OLED TV, PC, SETTOP etc).
- ▶ For Power supply circuits.

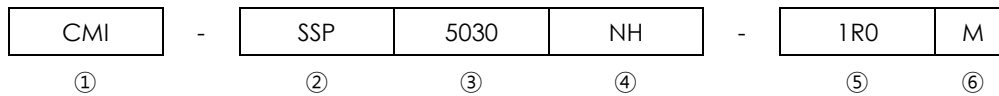
Dimension (Unit:mm)

Land Pattern (Unit:mm)



A	B	C	D	E	G	H	L
5.0 ±0.2	5.0 ±0.2	3.0 Max.	1.6 ±0.2	1.9 ±0.2	2.6	2.0	5.6

Regulation of part number



- ① CoilMaster's initial
- ② Series Name : Shielded core Square shape Pin type Power Inductor
- ③ Core Size (unit:mm)
- ④ Type
- ⑤ Typical inductance value (1.0uH)
- ⑥ Inductance tolerance ($\pm 30\%$)

Specifications

Part Number	Inductance (uH)	Tolerance (\pm)	DCR (mohm) Max.(Typ.)	Isat(A) Max.(Typ.)	Itemp(A) Max.(Typ.)	Test Frequency (Hz)
CMI-SSP5030NH-1R0M	1.0	20%	25.2(21)	5.90(6.20)	5.10(5.40)	100k
CMI-SSP5030NH-2R2M	2.2	20%	42(35)	4.00(4.20)	3.70(3.90)	100k
CMI-SSP5030NH-3R3M	3.3	20%	51.6(43)	3.30(3.50)	3.20(3.40)	100k
CMI-SSP5030NH-4R7M	4.7	20%	73.2(61)	2.70(3.00)	2.50(2.70)	100k
CMI-SSP5030NH-6R8M	6.8	20%	88.8(74)	2.20(2.30)	2.20(2.40)	100k
CMI-SSP5030NH-100M	10	20%	115(96)	1.90(2.10)	2.10(2.30)	100k
CMI-SSP5030NH-150M	15	20%	156(130)	1.60(1.70)	1.80(1.90)	100k
CMI-SSP5030NH-220M	22	20%	222(185)	1.20(1.30)	1.40(1.50)	100k
CMI-SSP5030NH-330M	33	20%	324(270)	1.00(1.10)	1.20(1.30)	100k
CMI-SSP5030NH-470M	47	20%	525(438)	0.87(0.91)	0.90(0.95)	100k
CMI-SSP5030NH-680M	68	20%	709(591)	0.76(0.80)	0.77(0.81)	100k
CMI-SSP5030NH-101M	100	20%	984(820)	0.59(0.62)	0.65(0.68)	100k

- Isat: When based on the inductance change rate (Approximately 30% below in the initial value)
- Itemp: When based on the temperature increase (Temperature increase of approximately 40°C by self heating)
- Operating Temperature Range (including self temperature) : -40°C ~ +125 °c

Note 1 : Circuit design, component placement, PCB trace size and thickness, airflow and other cooling. Provision all affect the part Temperature. Part temperature should be verified in the end application.

▪ **You can also contact us by e-mail : coilmaster@coilmaster.com**

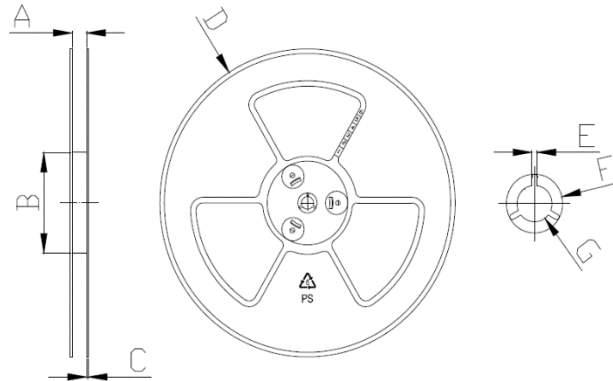
- All specifications are subject to change without notice.
- Update date : 2023.03.08

www.coilmaster.com

Packaging

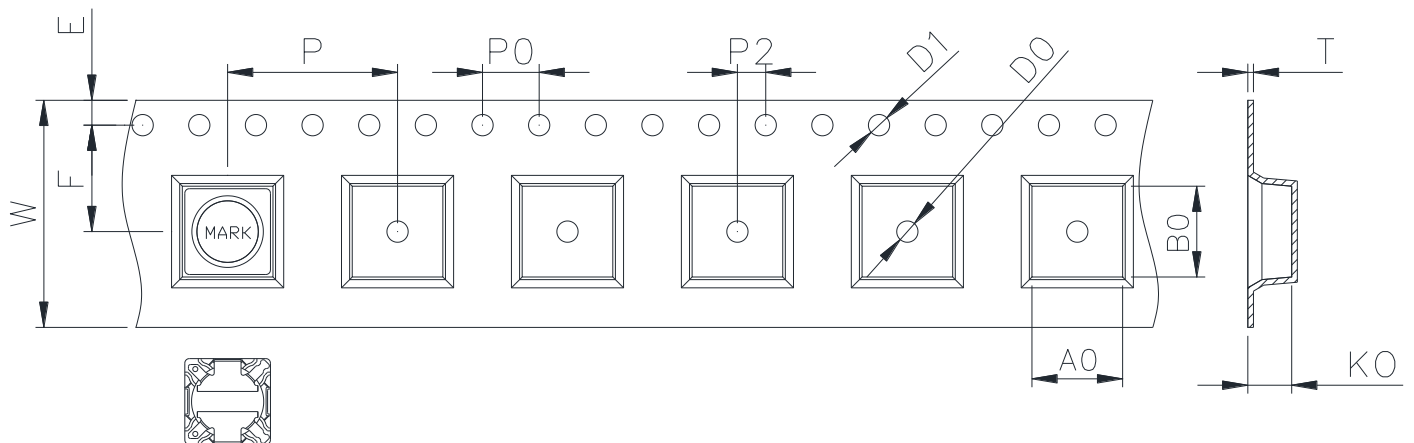
(1) Package quantity : 2,000 (pcs/reel)

(2) Reel Dimensions (unit:mm)



A	B	C	D	E	F	G
12.50	100.0	2.00	330.0	2.30	21.50	13.00
+0.50	+1.00	+0.10	+3.00	+0.30	+0.30	+0.50
-0.50	-1.00	-0.10	-3.00	-0.30	-0.30	-0.20

(3) Tape Dimensions



W	A0	B0	K0	E	F	P	P0	P2	D0/D1	T
12.00	5.40	5.40	3.10	1.75	5.50	8.00	4.00	2.00	1.50	0.35
+0.30	+0.10	+0.10	+0.10	+0.10	+0.10	+0.10	+0.10	+0.10	+0.10	+0.05
-0.10	-0.10	-0.10	-0.10	-0.10	-0.10	-0.10	-0.10	-0.10	-0.00	-0.05

Korea Sales Office (KOREA) +82)31-904-1444
 China Sales Office (CHINA) +86)0758-683-1444
 Hungary Sales office (EUROPE) +36)1-404-5832

H.K Sales Office (HONGKONG) +852)2711-5551
 LA Sales Office (USA) +1)714-616-6989

• You can also contact us by e-mail : coilmaster@coilmaster.com

- All specifications are subject to change without notice.
- Update date : 2023.03.08

www.coilmaster.com