


CMI-CMMPF5030QL-SB SERIES

Features

- ▶ Metal powder molding type for EMC protection.
- ▶ Lower DCR with applying flat wire.
- ▶ Available tape and reel for auto insertion.
- ▶ Halogen-Free.
- ▶ RoHS compliant.
- ▶ AEC-Q200 qualified.

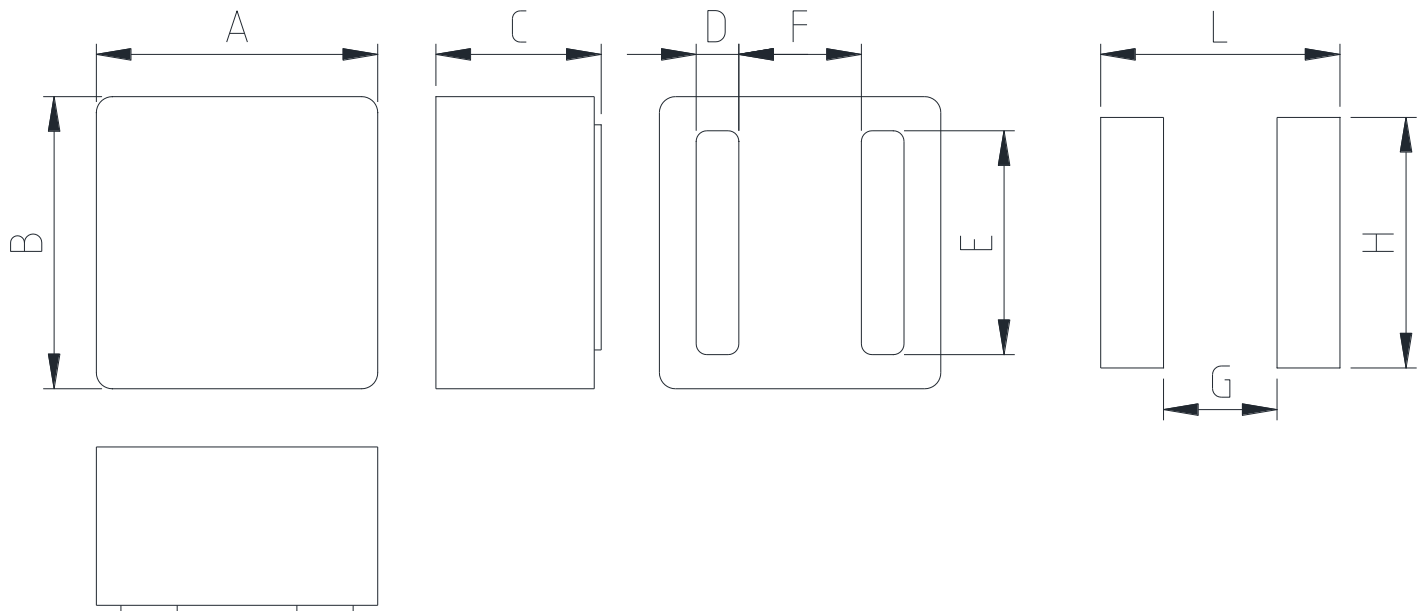


Applications

- ▶ Equipment using for automobiles (ECM, Airbags, Headlights, Electronic Power steering, Motors, ABS, other)

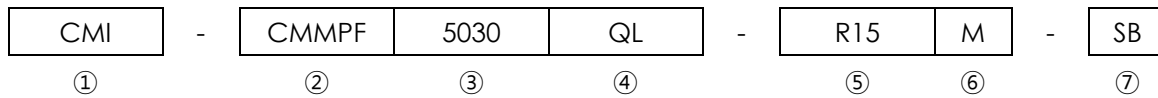
Dimension (Unit:mm)

Land Pattern (Unit:mm)



A	B	C	D	E	F	G	H	L
5.28 ±0.2	5.48 ±0.2	3.1 Max.	0.8 ±0.2	4.2 Typ.	2.3 Typ.	2.13	4.70	4.49

Regulation of part number



- ① CoilMaster's initial
- ② Series Name : Car Metal Molded Power inductor Flat wire type.
- ③ Core Size (unit:mm)
- ④ Material
- ⑤ Typical inductance value (0.15uH)
- ⑥ Inductance tolerance ($\pm 20\%$)
- ⑦ Type (SB)

Specifications

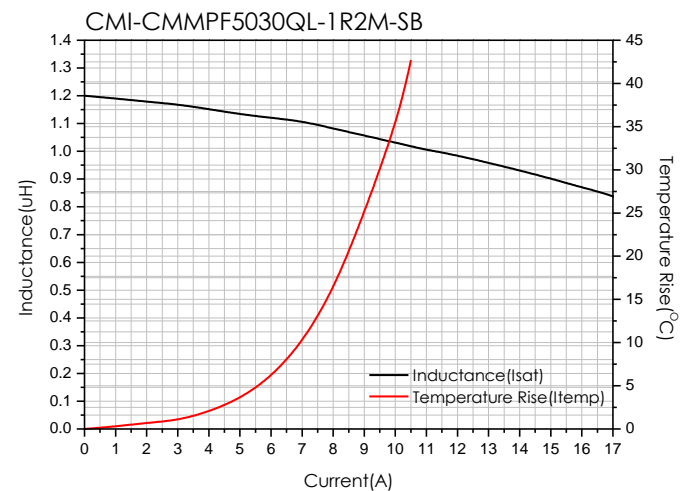
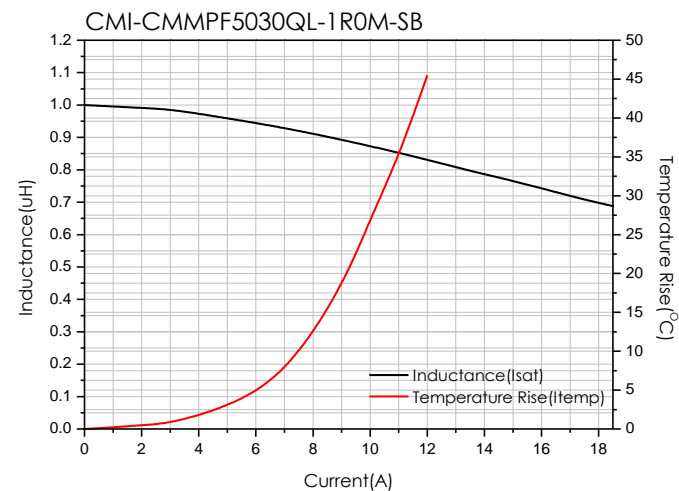
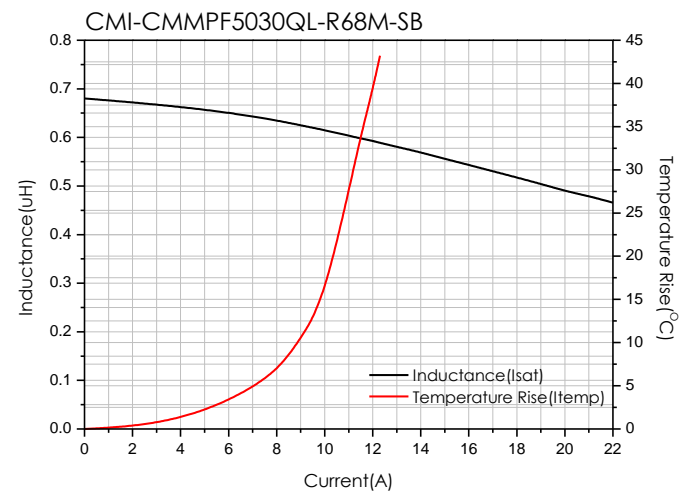
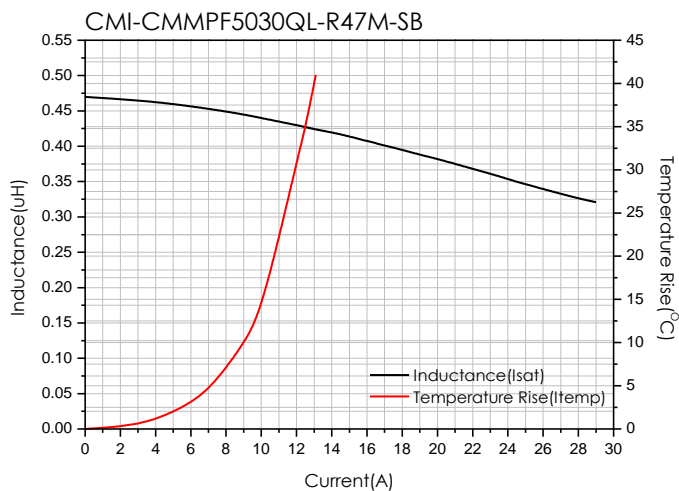
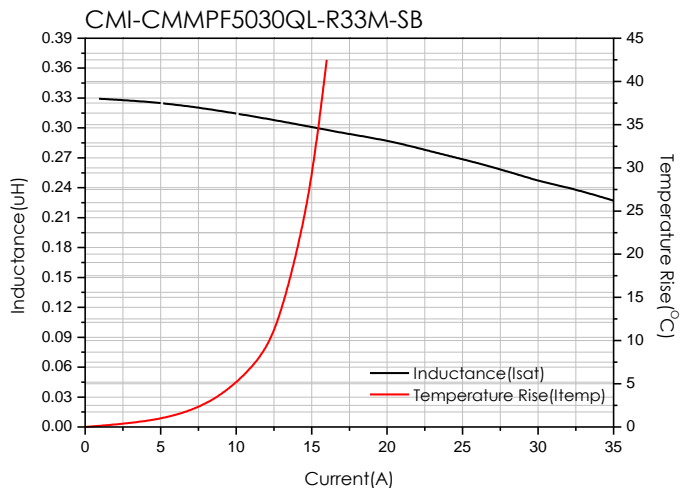
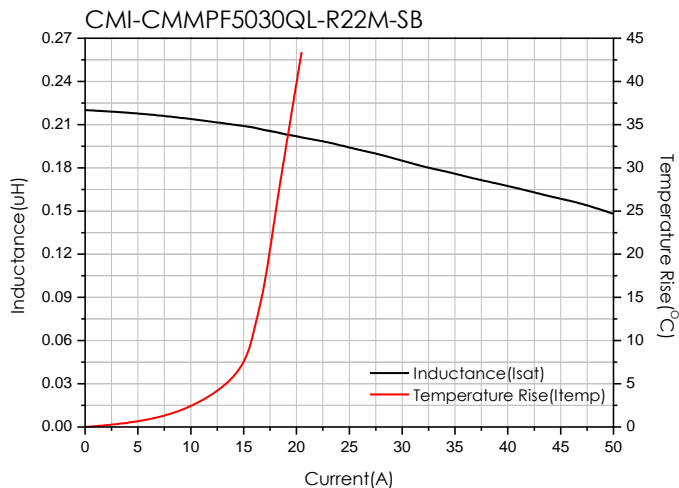
Part Number	Inductance (uH) $\pm 20\%$	DCR(mohm) Max.(Typ.)	Isat(A) Max.(Typ.)	Itemp(A) Max.(Typ.)	Test Frequency (Hz)
CMI-CMMPF5030QL-R22M-SB	0.22	3.1(2.6)	33.0(38.0)	16.0(16.5)	1M
CMI-CMMPF5030QL-R33M-SB	0.33	3.5(2.9)	27.0(32.0)	15.0(15.5)	1M
CMI-CMMPF5030QL-R47M-SB	0.47	4.4(3.7)	21.0(26.0)	12.2(12.7)	1M
CMI-CMMPF5030QL-R68M-SB	0.68	6.6(5.5)	16.0(18.0)	11.0(11.5)	1M
CMI-CMMPF5030QL-1R0M-SB	1.0	7.8(6.5)	14.5(16.5)	10.0(10.5)	1M
CMI-CMMPF5030QL-1R2M-SB	1.2	8.4(7.0)	13.5(15.5)	9.5(10.0)	1M
CMI-CMMPF5030QL-1R5M-SB	1.5	11.5(9.6)	9.5(11.5)	8.8(9.3)	1M
CMI-CMMPF5030QL-3R3M-SB	3.3	24(20)	8.5(9.5)	5.5(5.7)	1M

- Isat: When based on the inductance change rate (Approximately 30% below in the initial value)
- Itemp: When based on the temperature increase (Temperature increase of approximately 40°C by self heating)
- Operating Temperature Range (including self temperature) : -40°C ~ +165 °c

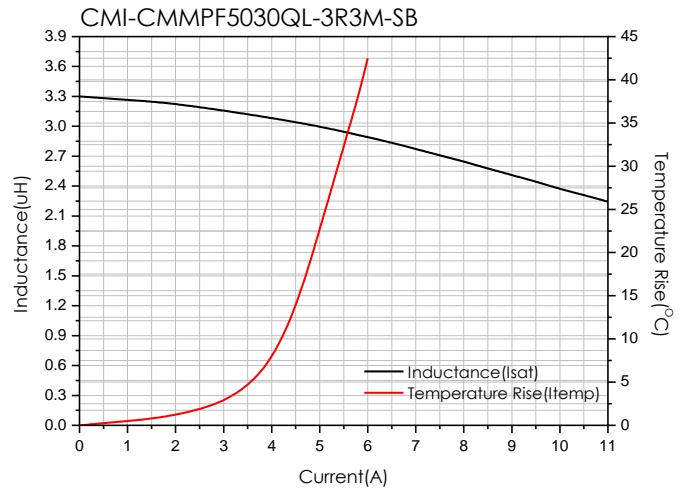
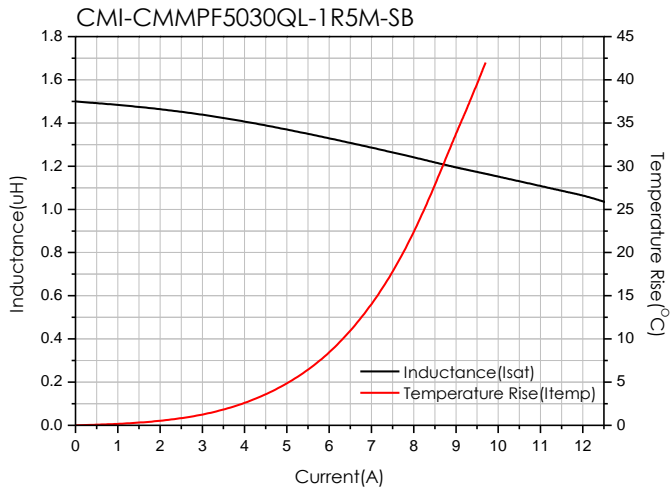
Note 1 : Circuit design, component placement, PCB trace size and thickness, airflow and other cooling. Provision all affect the part Temperature. Part temperature should be verified in the end application.

- **You can also contact us by e-mail : coilmaster@coilmaster.com**
- All specifications are subject to change without notice.
- Update date : 2021.12.28

Electrical characteristics



- You can also contact us by e-mail : coilmaster@coilmaster.com
- All specifications are subject to change without notice.
- Update date : 2021.12.28

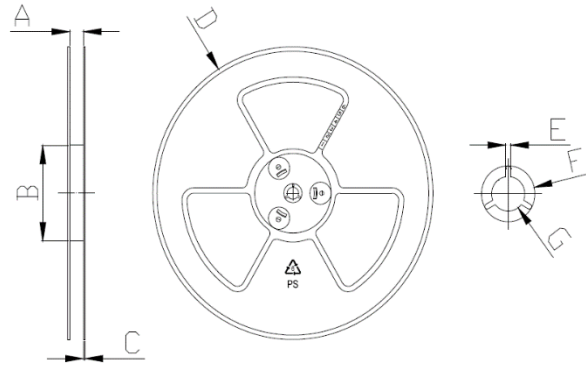


- You can also contact us by e-mail : coilmaster@coilmaster.com
- All specifications are subject to change without notice.
- Update date : 2021.12.28

Packaging

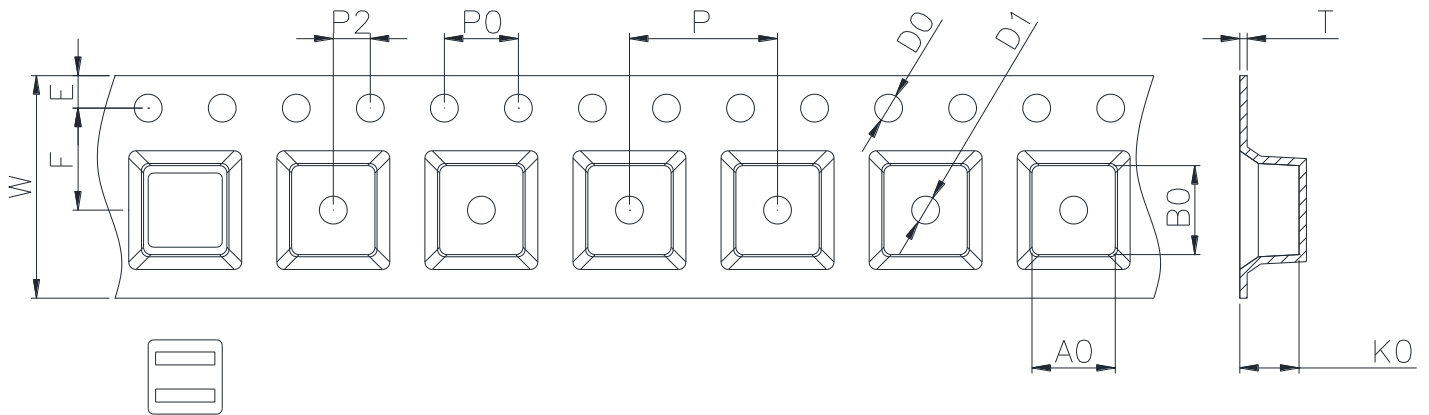
(1) Package quantity : 1,500 (pcs/reel)

(2) Reel Dimensions (unit:mm)



A	B	C	D	E	F	G
12.50	100.0	2.00	330.0	2.30	21.50	13.00
+0.50	+1.00	+0.20	+3.00	+0.30	+0.30	+0.50
-0.50	-1.00	-0.20	-3.00	-0.30	-0.30	-0.20

(3) Tape Dimensions



W	A0	B0	K0	E	F	P	P0	P2	D0/D1	T
12.00	5.60	5.90	3.10	1.75	5.50	8.00	4.00	2.00	1.50	0.35
+0.30	+0.10	+0.10	+0.10	+0.10	+0.10	+0.10	+0.10	+0.10	+0.10	+0.05
-0.10	-0.10	-0.10	-0.10	-0.10	-0.10	-0.10	-0.10	-0.10	-0.00	-0.05

Korea Sales Office (KOREA) +82)31-904-1444
 China Sales Office (CHINA) +86)0758-683-1444
 Hungary Sales office (EUROPE) +36)1-404-5832

H.K Sales Office (HONGKONG) +852)2711-5551
 LA Sales Office (USA) +1)714-616-6989

• You can also contact us by e-mail : coilmaster@coilmaster.com

- All specifications are subject to change without notice.
- Update date : 2021.12.28

www.coilmaster.com