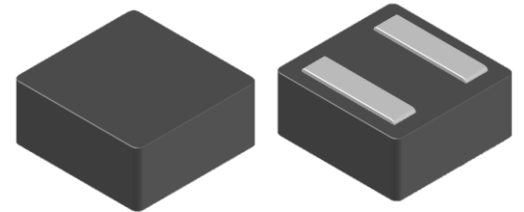


CMI-CMMPF6030QL-SB SERIES

Features

- ▶ Metal powder molding type for EMC protection.
- ▶ Lower DCR with applying flat wire.
- ▶ Available tape and reel for auto insertion.
- ▶ Halogen-Free
- ▶ RoHS compliant.
- ▶ AEC-Q200 qualified.

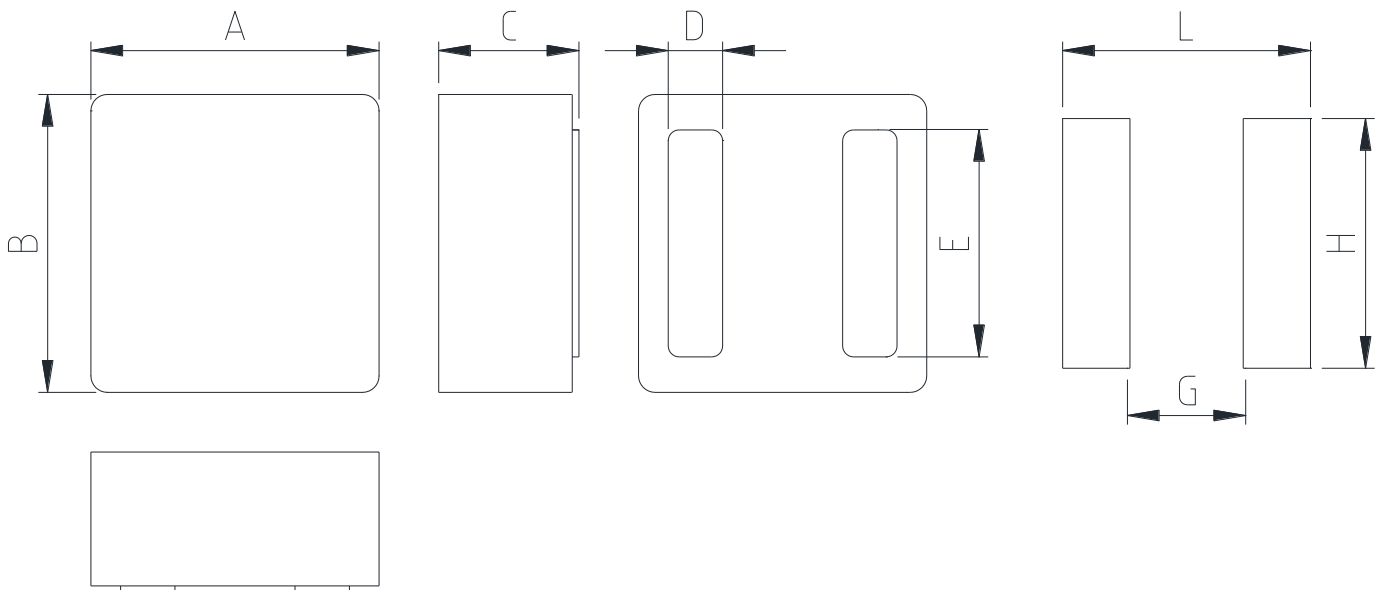


Applications

- ▶ Equipment using for automobiles (ECM, Airbags, Headlights, Electronic Power steering, Motors, ABS, other)

Dimension (Unit:mm)

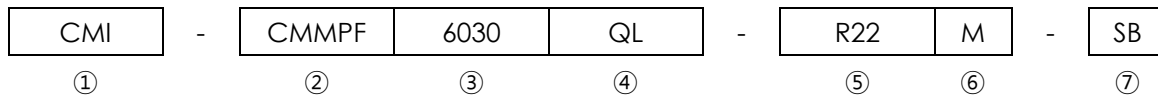
Land Pattern (Unit:mm)



A	B	C	D	E	F	G	H	L
6.36 ±0.2	6.56 ±0.2	3.1 Max.	1.2 ±0.2	5.0 Typ.	2.65 Typ.	2.50	5.50	5.47

• You can also contact us by e-mail : coilmaster@coilmaster.com
 • All specifications are subject to change without notice.
 • Update date : 2023.06.26

Regulation of part number



- ① CoilMaster's initial
- ② Series Name : Car Metal Molded Power inductor Flat wire type.
- ③ Core Size (unit:mm)
- ④ Material
- ⑤ Typical inductance value (0.22uH)
- ⑥ Inductance tolerance ($\pm 20\%$)
- ⑦ Type (SB)

Specifications

Part Number	Inductance (uH) $\pm 20\%$	DCR(mohm) Max.(Typ.)	Isat(A) Max.(Typ.)	Itemp(A) Max.(Typ.)	Test Frequency (Hz)
CMI-CMMPF6030QL-R22M-SB	0.22	1.8(1.5)	39.0(46.0)	28.0(32.0)	1M
CMI-CMMPF6030QL-R33M-SB	0.33	2.5(2.1)	30.0(36.0)	22.0(25.0)	1M
CMI-CMMPF6030QL-R47M-SB	0.47	3.0(2.5)	27.0(32.0)	18.0(20.0)	1M
CMI-CMMPF6030QL-R56M-SB	0.56	3.6(3.0)	22.0(25.0)	14.3(14.8)	1M
CMI-CMMPF6030QL-R68M-SB	0.68	4.2(3.5)	21.0(24.0)	13.2(13.7)	1M
CMI-CMMPF6030QL-1R0M-SB	1.0	5.4(4.5)	19.5(21.5)	12.0(12.5)	1M
CMI-CMMPF6030QL-1R2M-SB	1.2	7.2(6.0)	14.5(16.5)	11.7(12.2)	1M
CMI-CMMPF6030QL-1R8M-SB	1.8	10.8(9)	12.0(14.0)	9.2(9.7)	1M
CMI-CMMPF6030QL-2R2M-SB	2.2	14.4(12)	11.5(13.5)	9.0(9.5)	1M
CMI-CMMPF6030QL-3R3M-SB	3.3	21(17.5)	10.0(11.5)	6.5(6.8)	1M

- Isat: When based on the inductance change rate (Approximately 30% below in the initial value)
- Itemp: When based on the temperature increase (Temperature increase of approximately 40°C by self heating)
- Operating Temperature Range (including self temperature) : -40°C ~ +165 °c

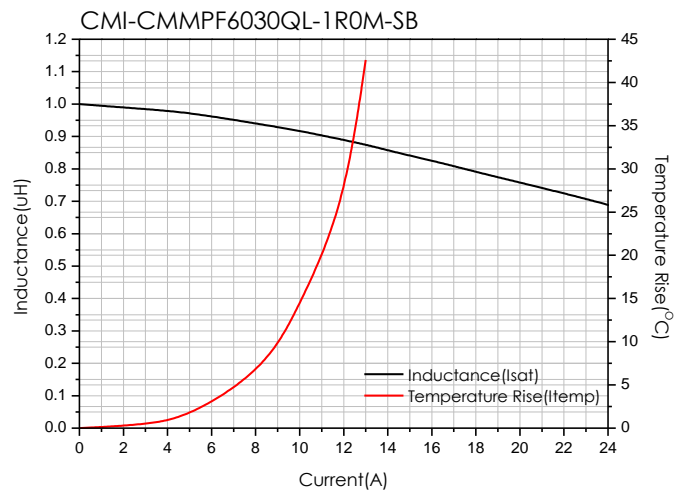
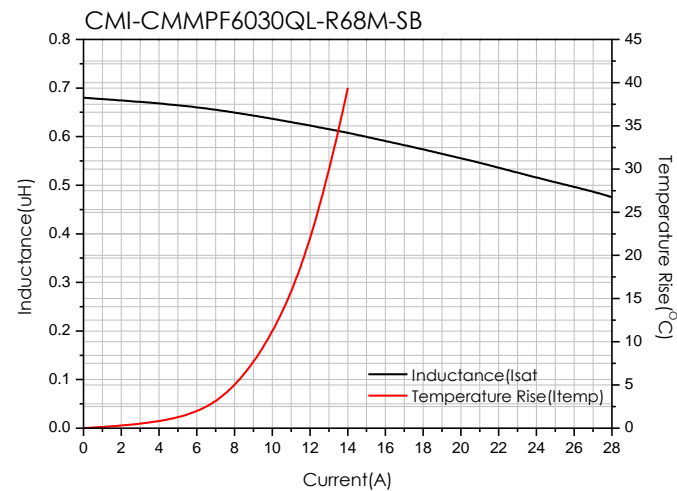
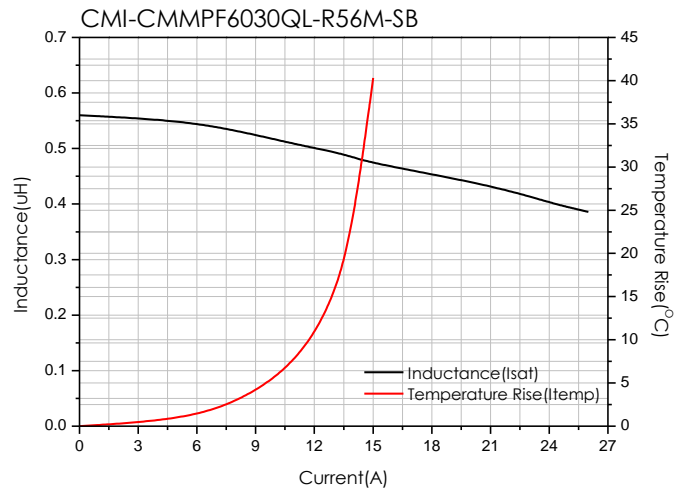
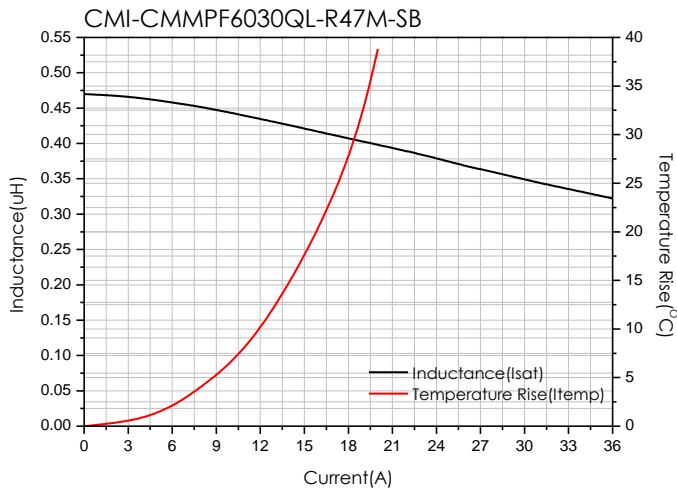
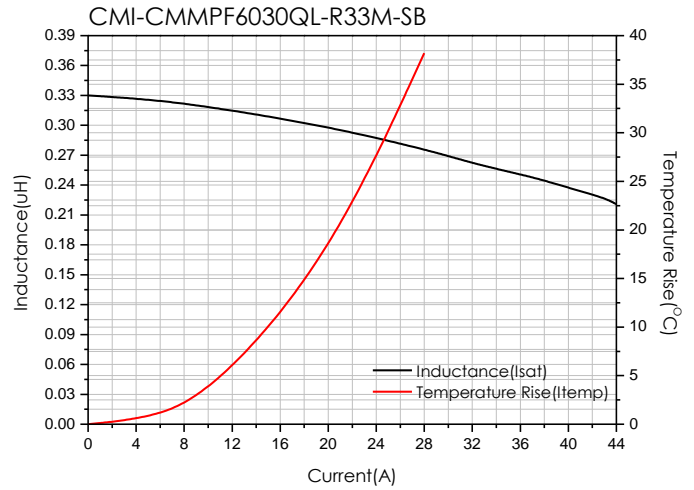
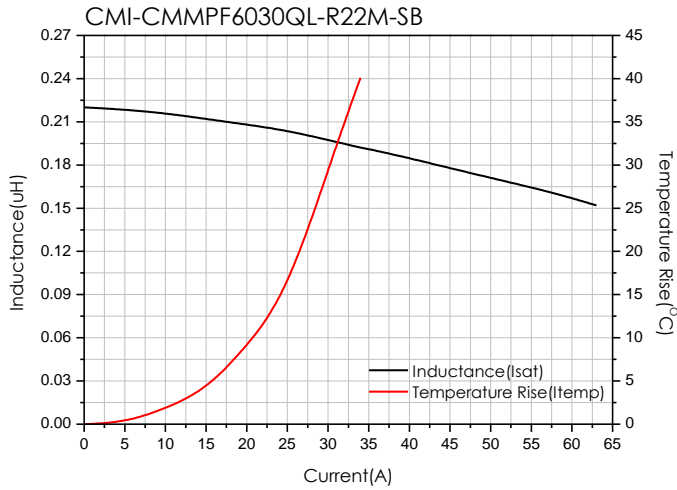
Note 1 : Circuit design, component placement, PCB trace size and thickness, airflow and other cooling. Provision all affect the part Temperature. Part temperature should be verified in the end application.

▪ **You can also contact us by e-mail : coilmaster@coilmaster.com**

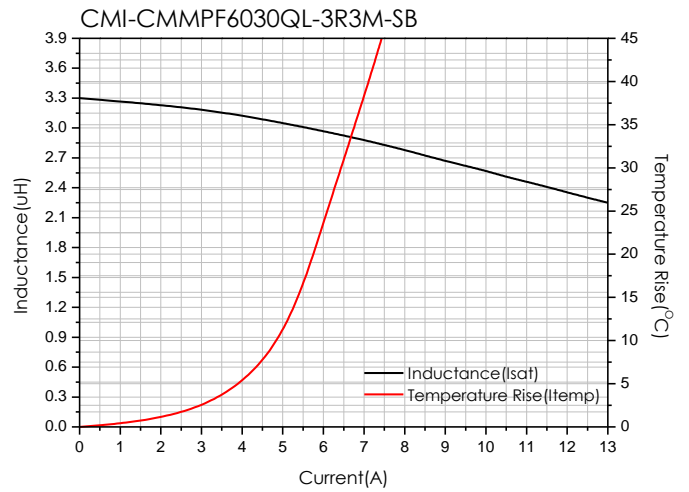
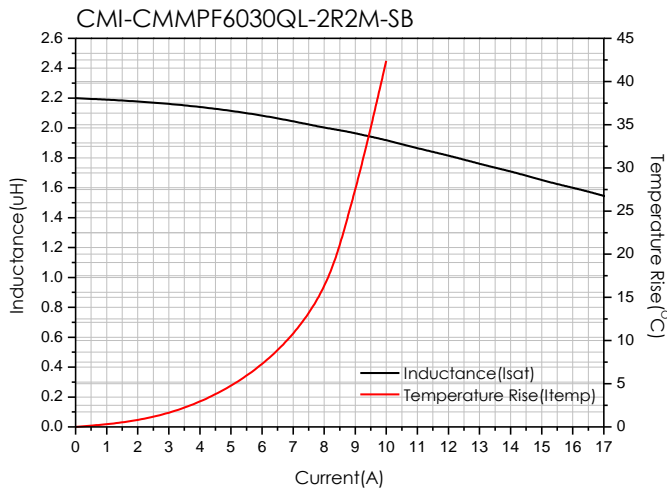
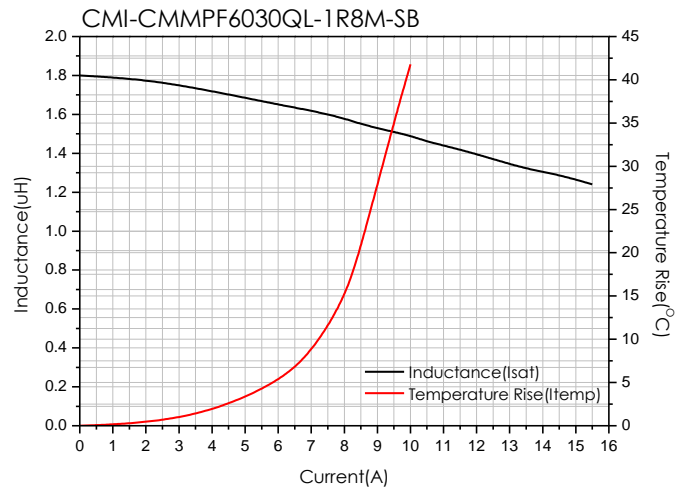
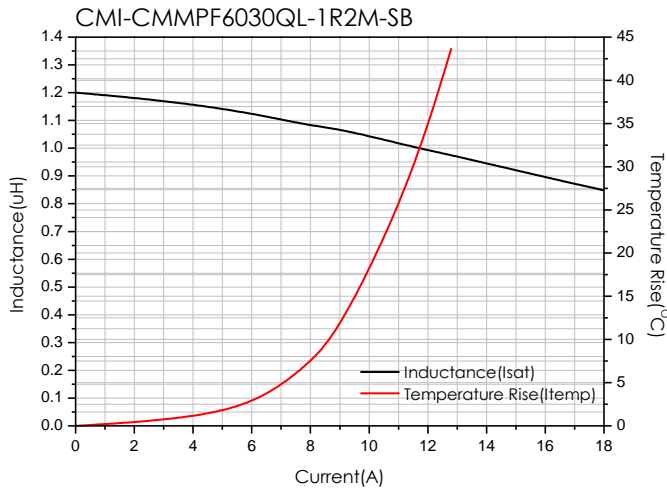
- All specifications are subject to change without notice.
- Update date : 2023.06.26

www.coilmaster.com

Electrical characteristic



- You can also contact us by e-mail : coilmaster@coilmaster.com
- All specifications are subject to change without notice.
- Update date : 2023.06.26

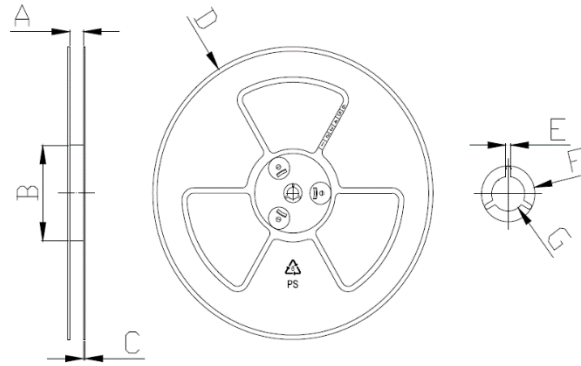


- You can also contact us by e-mail : coilmaster@coilmaster.com
- All specifications are subject to change without notice.
- Update date : 2023.06.26

Packaging

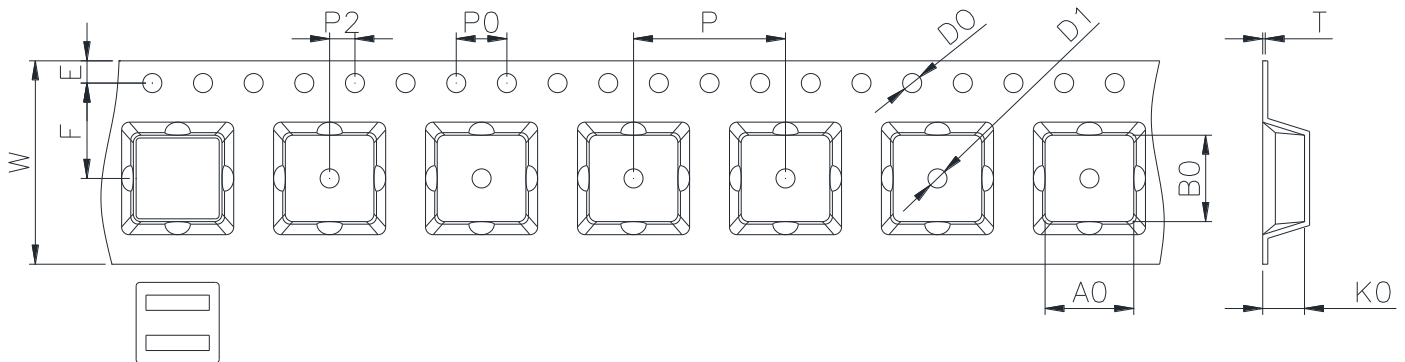
(1) Package quantity : 1,200 (pcs/reel)

(2) Reel Dimensions (unit:mm)



A	B	C	D	E	F	G
16.50	100.0	2.00	330.0	2.30	21.50	13.00
+0.50	+1.00	+0.20	+3.00	+0.30	+0.30	+0.50
-0.50	-1.00	-0.20	-3.00	-0.30	-0.30	-0.20

(3) Tape Dimensions



W	A0	B0	KO	E	F	P	P0	P2	D0/D1	T
16.00	7.00	6.80	3.30	1.75	7.50	12.00	4.00	2.00	1.50	0.35
+0.30	+0.10	+0.10	+0.10	+0.10	+0.10	+0.10	+0.10	+0.10	+0.10	+0.05
-0.10	-0.10	-0.10	-0.10	-0.10	-0.10	-0.10	-0.10	-0.10	-0.00	-0.05

Korea Sales Office (KOREA) +82)31-904-1444
 China Sales Office (CHINA) +86)0758-683-1444
 Hungary Sales office (EUROPE) +36)1-404-5832

H.K Sales Office (HONGKONG) +852)2711-5551
 LA Sales Office (USA) +1)714-616-6989

• You can also contact us by e-mail : coilmaster@coilmaster.com

- All specifications are subject to change without notice.
- Update date : 2023.06.26

www.coilmaster.com