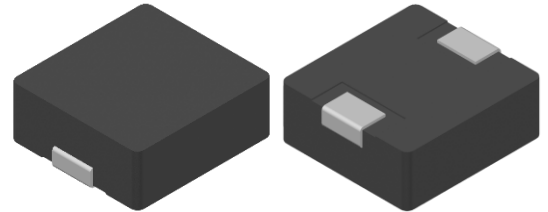


CMI-CMMPP10040LL-SERIES

Features

- ▶ Metal powder molding type for EMC protection.
- ▶ Available tape and reel for auto insertion.
- ▶ Halogen-Free.
- ▶ RoHS compliant.
- ▶ AEC-Q200 qualified.

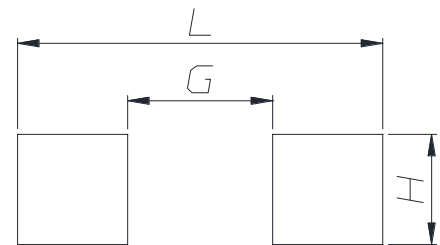
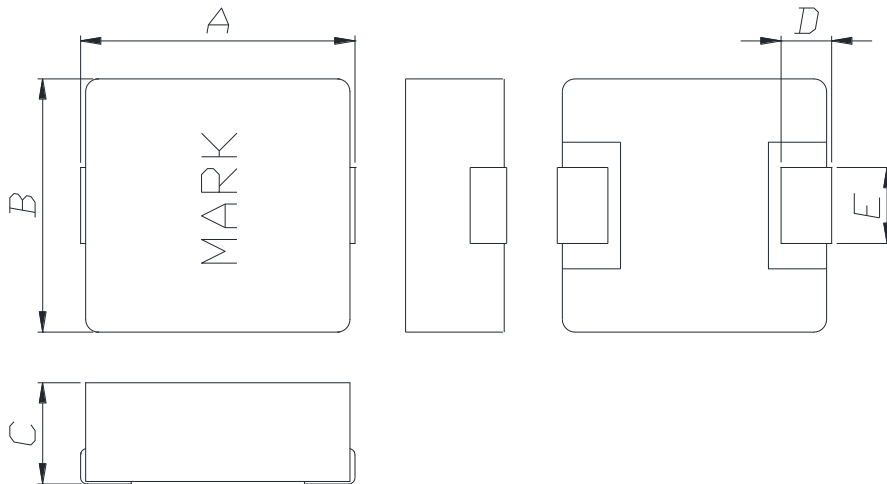


Applications

- ▶ Equipment using for automobiles (ECM, Airbags, Headlights, Electronic Power steering, Motors, ABS, other)

Dimension (Unit:mm)

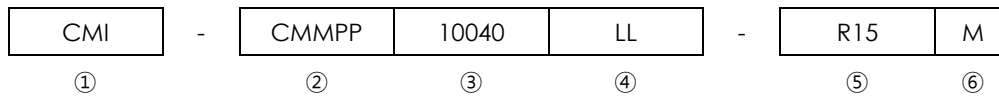
Land Pattern (Unit:mm)



A	B	C	D	E
10.85 ±0.5	10.0 ±0.4	4.0 Max.	2.0 ±0.3	3.0 ±0.2

L	G	H
13.6	5.4	4.1

Regulation of part number



- ① CoilMaster's initial
- ② Series Name : Car Metal Molded Pin type Power inductor
- ③ Core Size (unit:mm)
- ④ Material
- ⑤ Typical inductance value (0.15uH)
- ⑥ Inductance tolerance ($\pm 20\%$)

Specifications

Part Number	Inductance (uH) $\pm 20\%$	DCR(mohm) Max.(Typ.)	Isat(A) Max.(Typ.)	Itemp(A) Max.(Typ.)	Test Frequency (Hz)
CMI-CMMPP10040LL-R15M	0.15	0.6(0.5)	75.0(80.0)	33.0(34.0)	1M
CMI-CMMPP10040LL-R36M	0.36	1.8(1.5)	52.0(55.0)	29.0(30.0)	1M
CMI-CMMPP10040LL-R68M	0.68	2.2(1.8)	40.0(46.0)	23.5(24.5)	1M
CMI-CMMPP10040LL-R82M	0.82	3.4(2.8)	30.0(34.0)	23.0(24.0)	1M
CMI-CMMPP10040LL-1R0M	1.0	3.7(3.1)	27.0(30.0)	19.0(20.0)	1M
CMI-CMMPP10040LL-1R5M	1.5	7.2(6)	24.0(26.0)	15.0(16.0)	1M
CMI-CMMPP10040LL-1R8M	1.8	8.4(7)	21.0(23.0)	14.5(15.0)	1M
CMI-CMMPP10040LL-2R2M	2.2	9.6(8)	20.0(22.0)	12.6(14.0)	1M
CMI-CMMPP10040LL-3R3M	3.3	12.6(10.5)	17.0(19.0)	11.5(12.0)	1M
CMI-CMMPP10040LL-4R7M	4.7	16.2(13.5)	15.0(17.0)	10.5(11.0)	1M
CMI-CMMPP10040LL-5R6M	5.6	19(16)	12.0(14.0)	10.0(10.5)	1M
CMI-CMMPP10040LL-6R8M	6.8	21.6(18)	10.0(11.0)	8.5(9.0)	1M
CMI-CMMPP10040LL-100M	10	31.2(26)	9.5(10.5)	6.5(7.0)	1M
CMI-CMMPP10040LL-150M	15	48(40)	9.0(10.0)	6.0(6.5)	1M
CMI-CMMPP10040LL-220M	22	60(50)	7.0(7.7)	6.1(6.8)	1M
CMI-CMMPP10040LL-270M	27	84(70)	5.5(6.0)	5.0(5.5)	1M
CMI-CMMPP10040LL-330M	33	103(86)	4.8(5.3)	4.4(4.9)	1M

• You can also contact us by e-mail : coilmaster@coilmaster.com

- All specifications are subject to change without notice.
- Update date : 2023.03.31

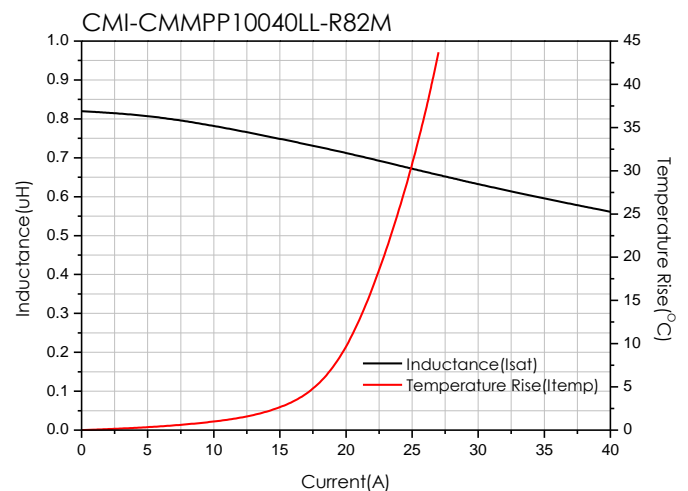
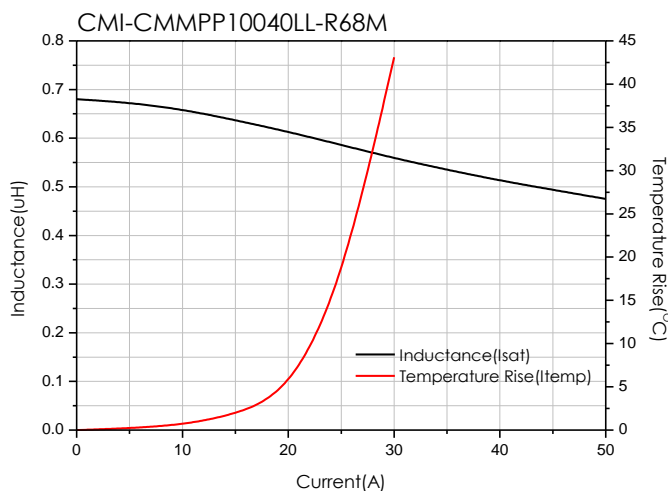
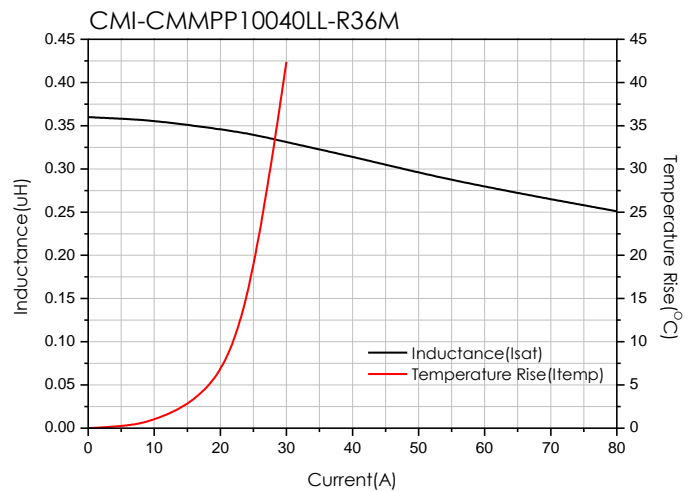
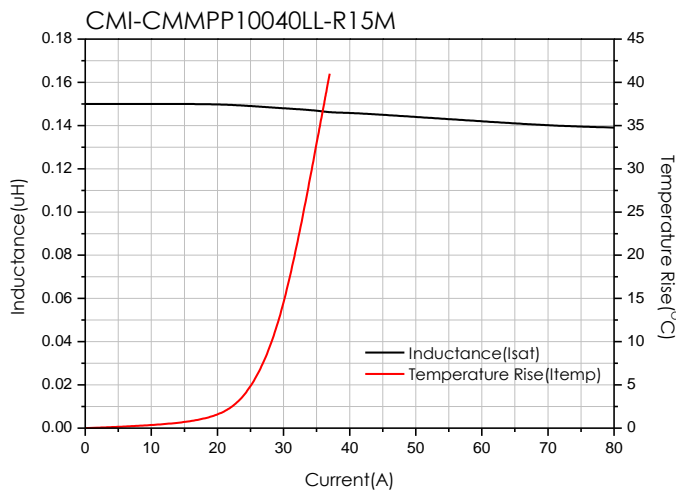
www.coilmaster.com

Part Number	Inductance (uH) ±20%	DCR(mohm) Max.(Typ.)	Isat(A) Max.(Typ.)	Itemp(A) Max.(Typ.)	Test Frequency (Hz)
CMI-CMMPP10040LL-470M	47	150(125)	4.2(4.7)	3.7(4.0)	1M
CMI-CMMPP10040LL-560M	56	240(200)	4.0(4.5)	3.5(3.8)	1M

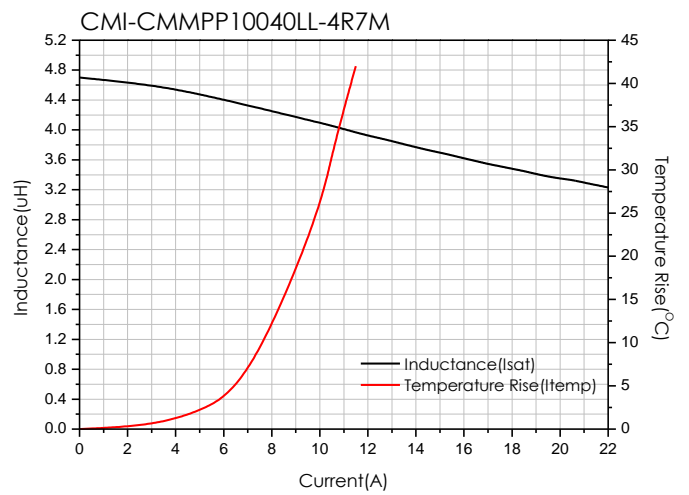
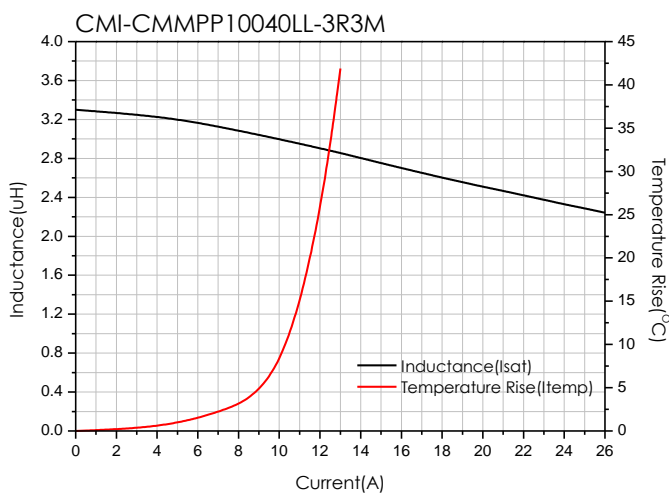
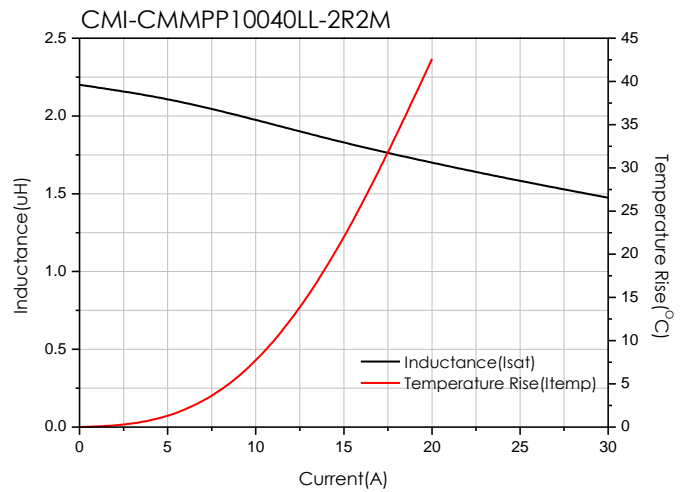
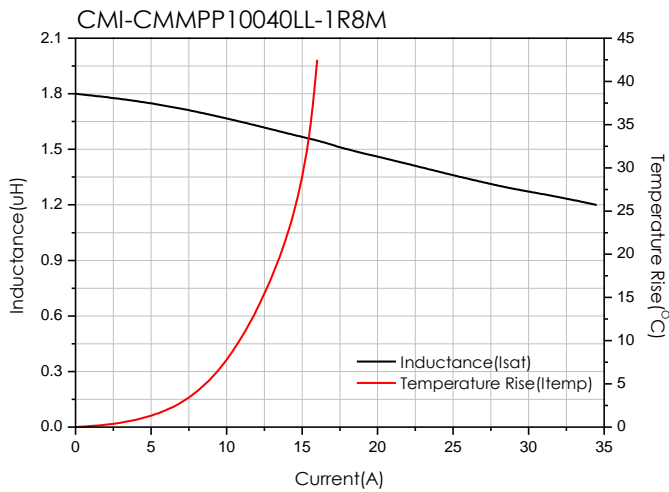
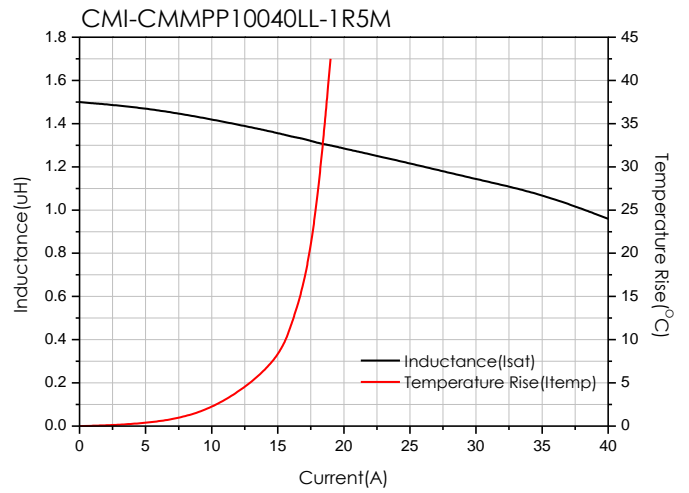
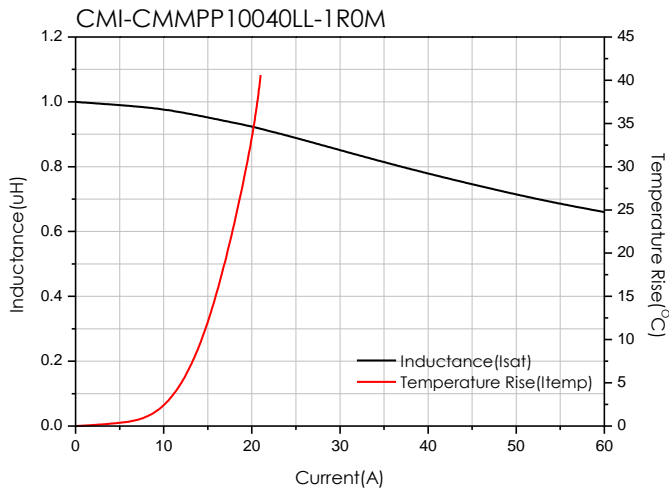
- Isat: When based on the inductance change rate (Approximately 30% below in the initial value)
- Itemp: When based on the temperature increase (Temperature increase of approximately 40°C by self heating)
- Operating Temperature Range (including self temperature) : -40°C ~ +165 °c

Note 1 : Circuit design, component placement, PCB trace size and thickness, airflow and other cooling. Provision all affect the part Temperature. Part temperature should be verified in the end application.

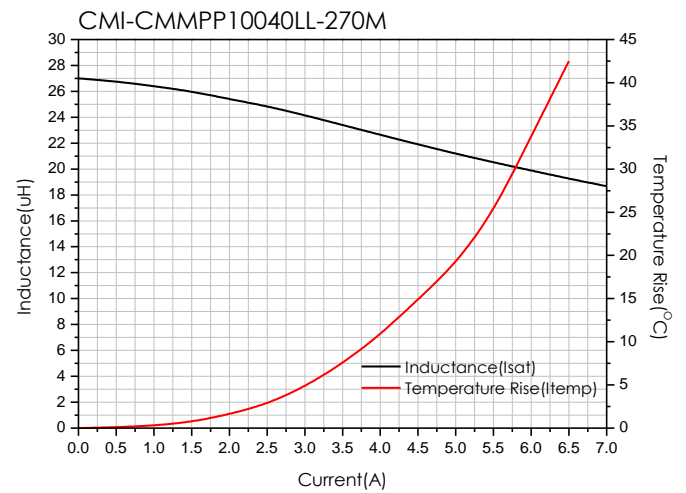
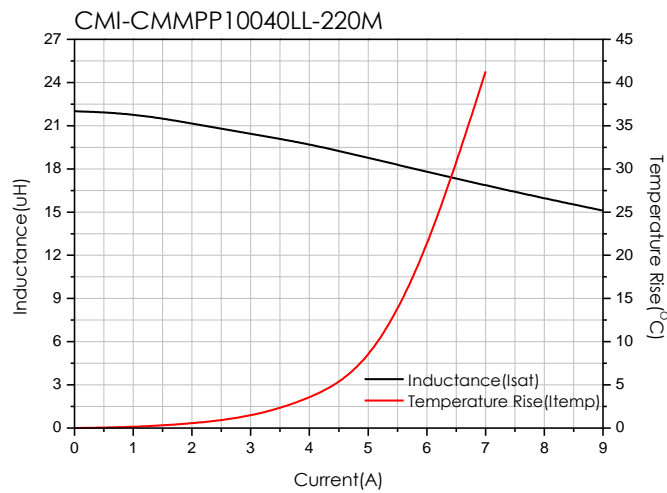
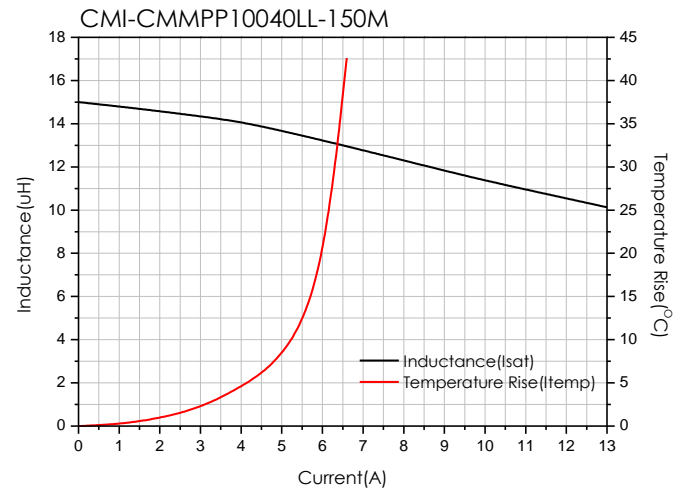
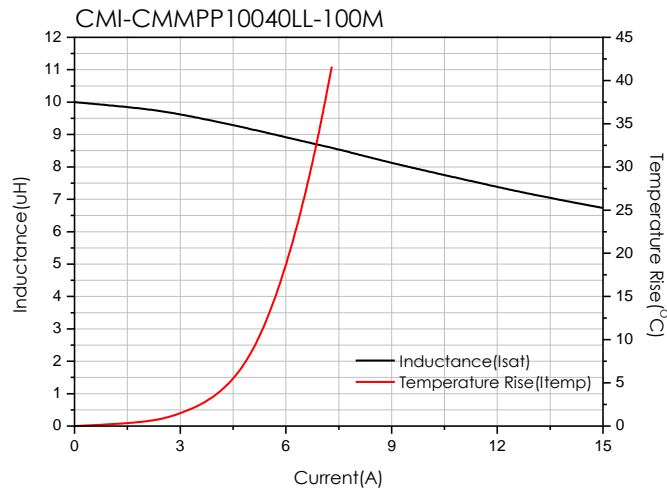
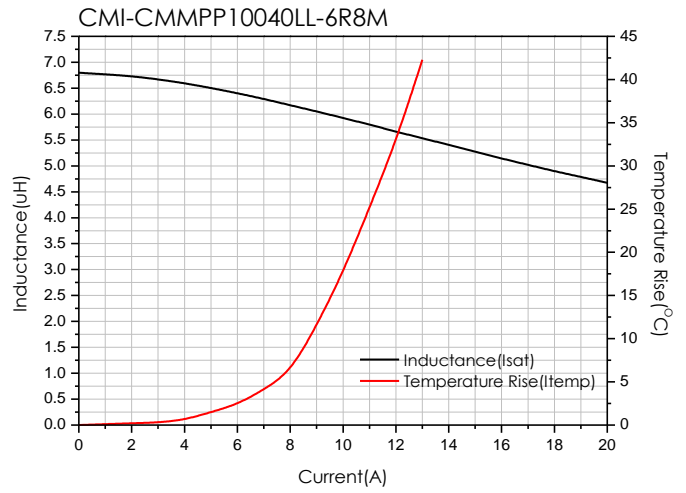
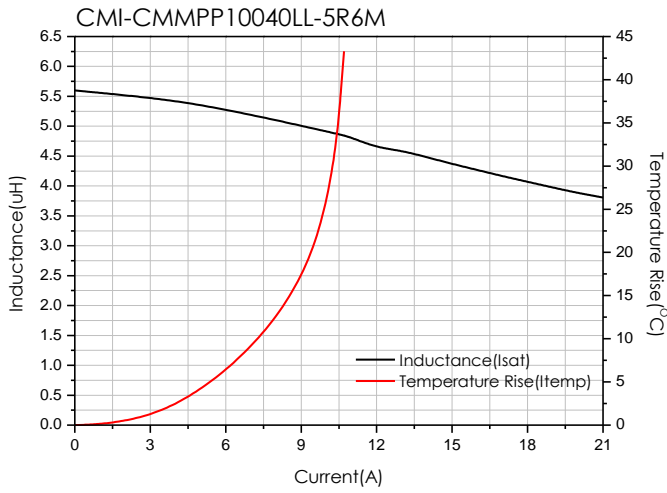
Electrical characteristics



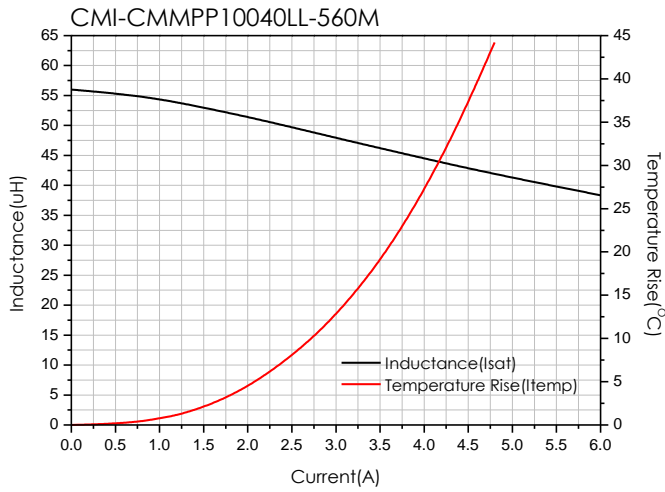
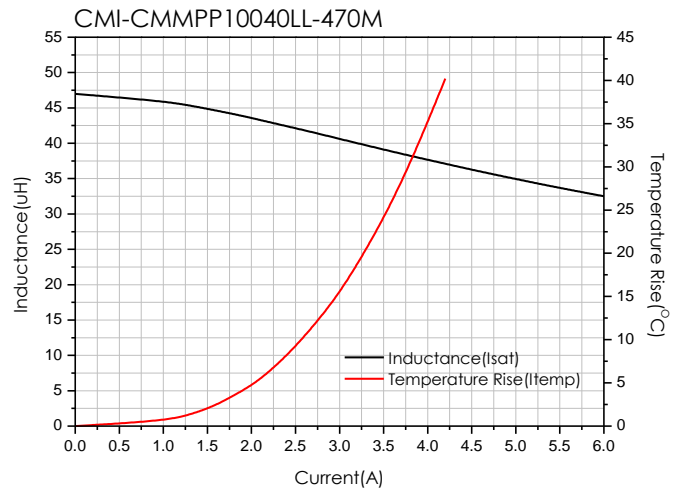
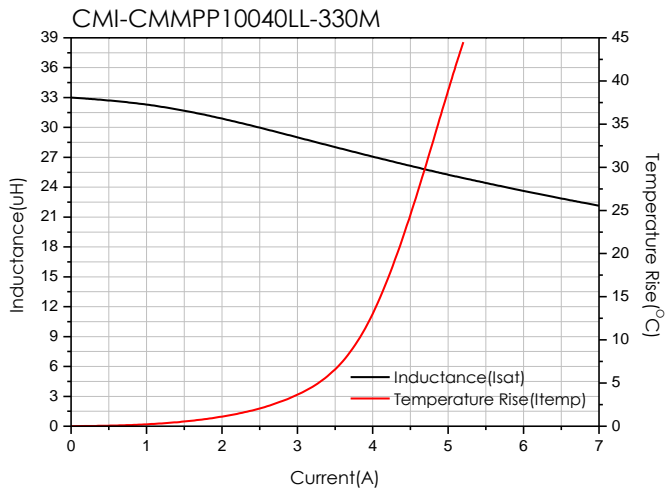
- You can also contact us by e-mail : coilmaster@coilmaster.com
- All specifications are subject to change without notice.
- Update date : 2023.03.31



- You can also contact us by e-mail : coilmaster@coilmaster.com
- All specifications are subject to change without notice.
- Update date : 2023.03.31



• You can also contact us by e-mail : coilmaster@coilmaster.com
 • All specifications are subject to change without notice.
 • Update date : 2023.03.31

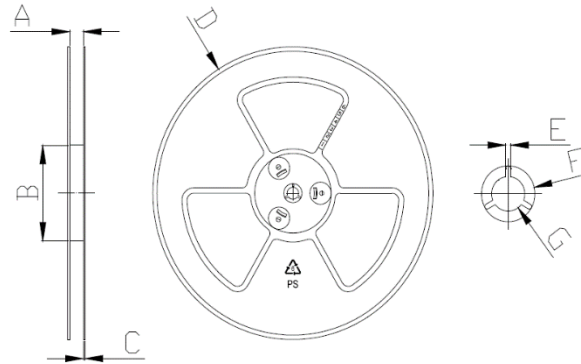


- You can also contact us by e-mail : coilmaster@coilmaster.com
- All specifications are subject to change without notice.
- Update date : 2023.03.31

Packaging

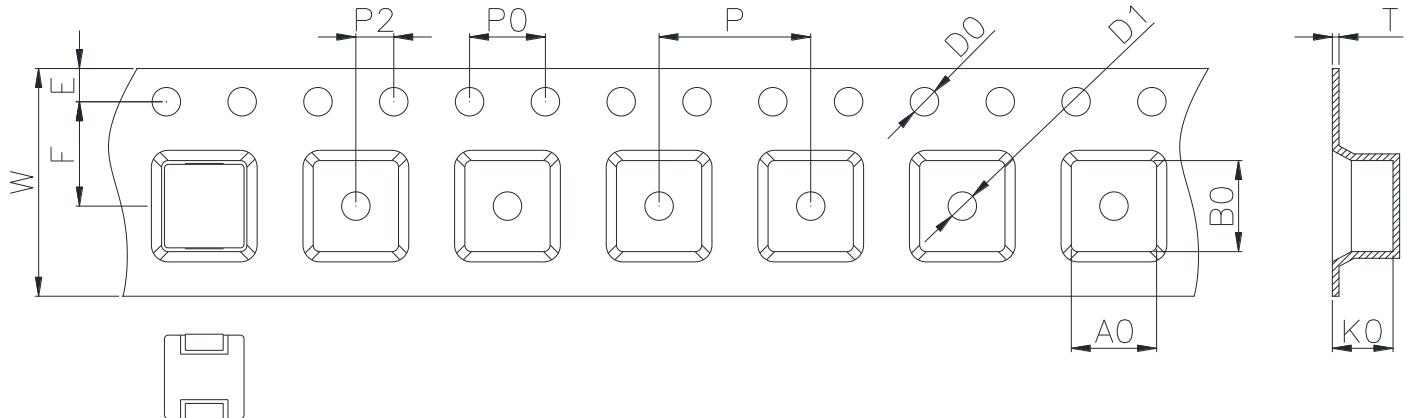
(1) Package quantity : 800 (pcs/reel)

(2) Reel Dimensions (unit:mm)



A	B	C	D	E	F	G
24.50	100.0	2.30	330.0	2.30	21.50	13.00
+0.50	+1.00	+0.20	+3.00	+0.30	+0.30	+0.50
-0.50	-1.00	-0.20	-3.00	-0.30	-0.30	-0.20

(3) Tape Dimensions



W	A0	B0	K0	E	F	P	P0	P2	D0/D1	T
24.00	10.50	11.40	4.30	1.75	11.50	16.00	4.00	2.00	1.50	0.40
+0.30	+0.10	+0.10	+0.10	+0.10	+0.10	+0.10	+0.10	+0.10	+0.10	+0.05
-0.30	-0.10	-0.00	-0.10	-0.10	-0.10	-0.10	-0.10	-0.10	-0.00	-0.05

Korea Sales Office (KOREA) +82)31-904-1444
 China Sales Office (CHINA) +86)0758-683-1444
 Hungary Sales office (EUROPE) +36)1-404-5832

H.K Sales Office (HONGKONG) +852)2711-5551
 LA Sales Office (USA) +1)714-616-6989

• You can also contact us by e-mail : coilmaster@coilmaster.com

- All specifications are subject to change without notice.
- Update date : 2023.03.31

www.coilmaster.com