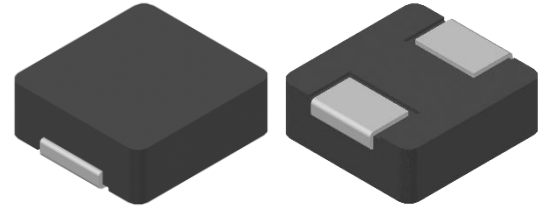


# CMI-CMMPP6024LH-N SERIES

## Features

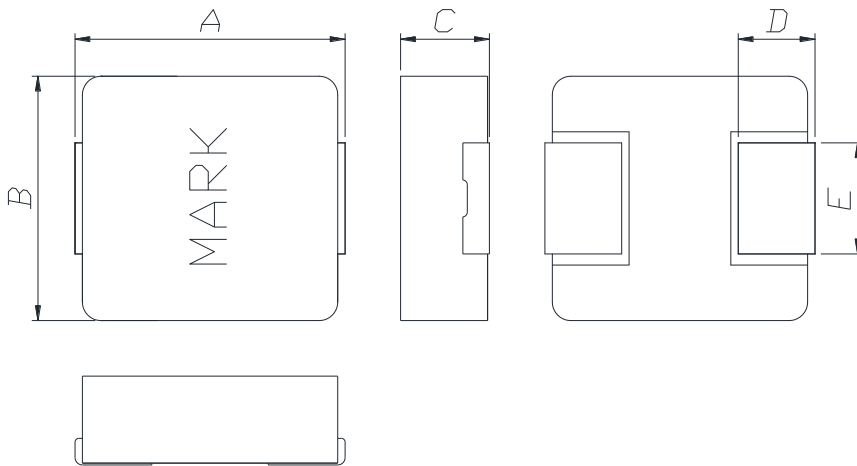
- ▶ Low profile
- ▶ Metal powder molding type for EMC protection.
- ▶ Available tape and reel for auto insertion.
- ▶ Halogen-Free.
- ▶ RoHS compliant.
- ▶ AEC-Q200 qualified.



## Applications

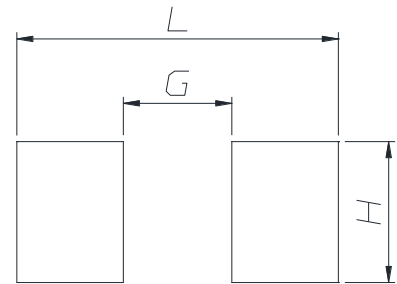
- ▶ Equipment using for automobiles (ECM, Airbags, Headlights, Electronic Power steering, Motors, ABS, other)

## Dimension (Unit:mm)



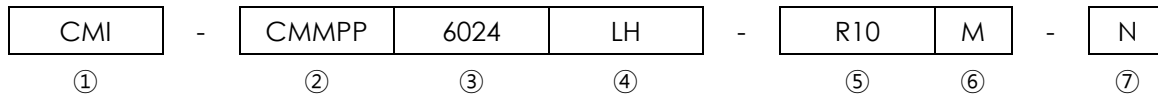
A	B	C	D	E
6.95 ±0.45	6.6 ±0.25	2.4 Max.	1.8 ±0.3	3.0 ±0.3

## Land Pattern (Unit:mm)



L	G	H
8.0	2.7	3.5

## Regulation of part number



- ① CoilMaster's initial
- ② Series Name : Car Metal Molded Pin type Power inductor
- ③ Core Size (unit:mm)
- ④ Material
- ⑤ Typical inductance value (0.10uH)
- ⑥ Inductance tolerance ( $\pm 20\%$ )
- ⑦ Revision (N)

## Specifications

Part Number	Inductance (uH) $\pm 20\%$	DCR(mohm) Max.(Typ.)	Isat(A) Max.(Typ.)	Itemp(A) Max.(Typ.)	Test Frequency (Hz)
CMI-CMMPP6024LH-R10M-N	0.10	2.4(2)	55.0(65.0)	21.5(23.5)	1M
CMI-CMMPP6024LH-R15M-N	0.15	3(2.5)	40.0(45.0)	21.0(23.0)	1M
CMI-CMMPP6024LH-R22M-N	0.22	4.2(3.5)	32.0(37.0)	20.0(22.0)	1M
CMI-CMMPP6024LH-R47M-N	0.47	6.6(5.5)	21.0(23.0)	14.0(15.0)	1M
CMI-CMMPP6024LH-R68M-N	0.68	7.8(6.5)	19.0(21.0)	12.0(13.0)	1M
CMI-CMMPP6024LH-R82M-N	0.82	12(10)	17.0(20.0)	9.5(10.5)	1M
CMI-CMMPP6024LH-1R0M-N	1.0	15(12.5)	16.0(19.0)	8.5(9.0)	1M
CMI-CMMPP6024LH-1R5M-N	1.5	21.6(18)	12.0(14.0)	6.6(7.1)	1M
CMI-CMMPP6024LH-2R2M-N	2.2	38(33.6)	11.0(12.0)	6.5(7.0)	1M
CMI-CMMPP6024LH-3R3M-N	3.3	42(35)	9.0(10.0)	6.0(6.5)	1M
CMI-CMMPP6024LH-4R7M-N	4.7	60(50)	8.5(9.5)	5.0(5.3)	1M
CMI-CMMPP6024LH-6R8M-N	6.8	72(60)	7.0(8.0)	3.7(3.9)	1M
CMI-CMMPP6024LH-8R2M-N	8.2	78(65)	6.0(6.5)	3.6(3.8)	1M
CMI-CMMPP6024LH-100M-N	10	96(80)	5.5(6.0)	3.5(3.7)	1M

- Isat: When based on the inductance change rate (Approximately 30% below in the initial value)
- Itemp: When based on the temperature increase (Temperature increase of approximately 40°C by self heating)
- Operating Temperature Range (including self temperature) : -40°C ~ +165 °c

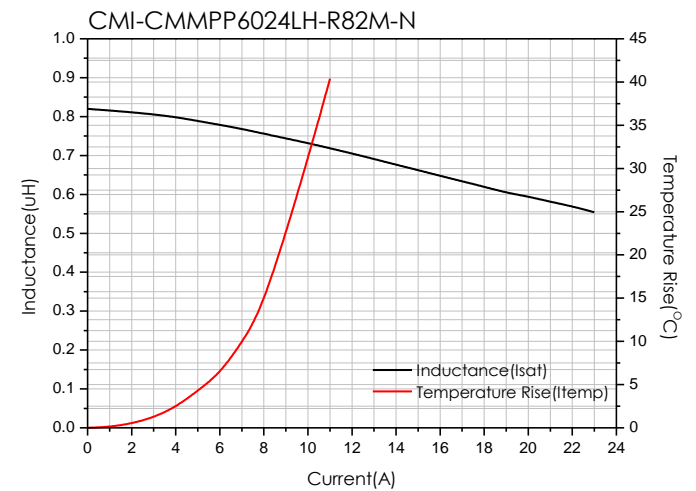
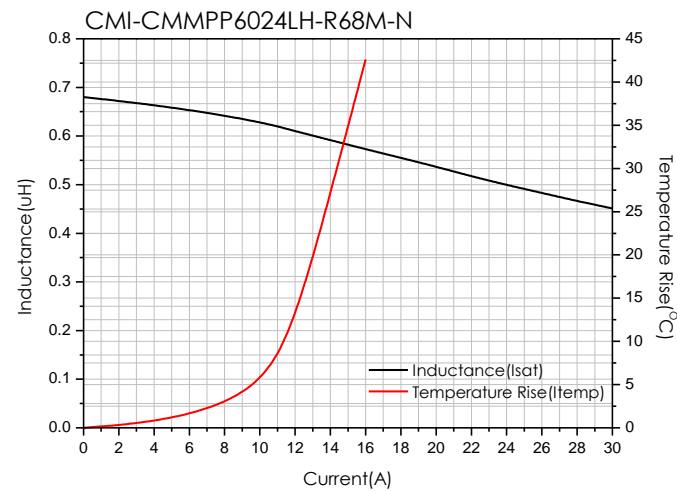
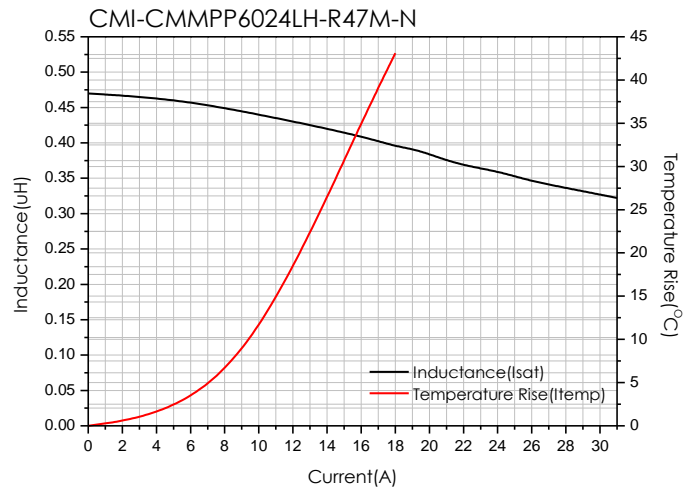
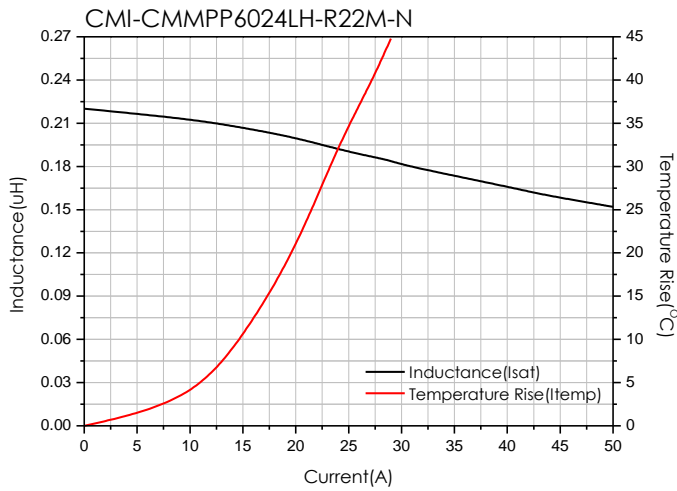
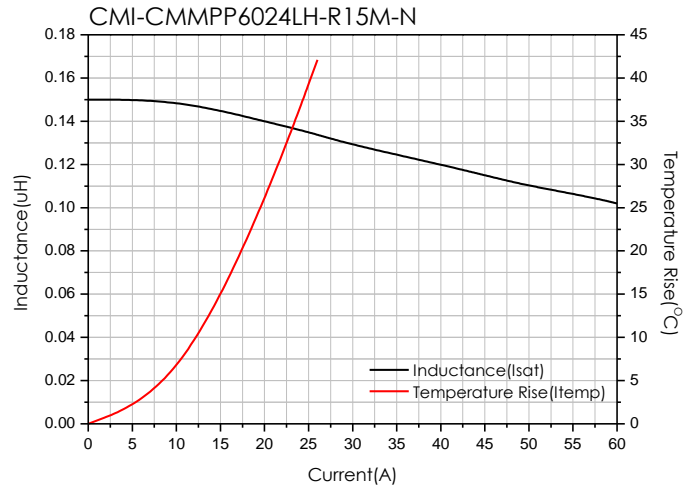
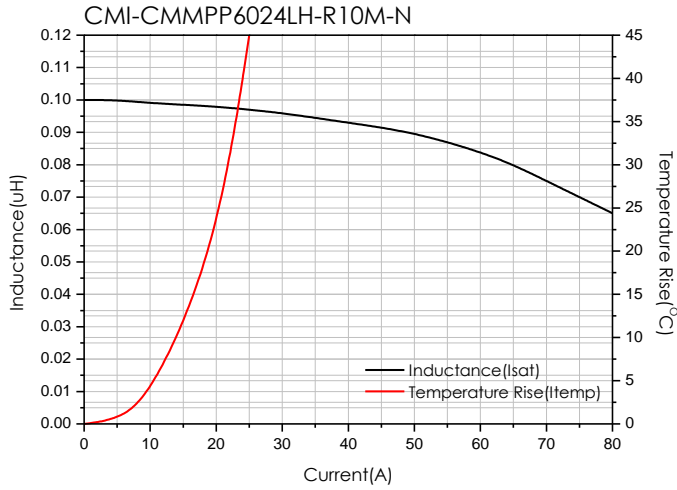
Note 1 : Circuit design, component placement, PCB trace size and thickness, airflow and other cooling. Provision all affect the part Temperature. Part temperature should be verified in the end application.

▪ **You can also contact us by e-mail : [coilmaster@coilmaster.com](mailto:coilmaster@coilmaster.com)**

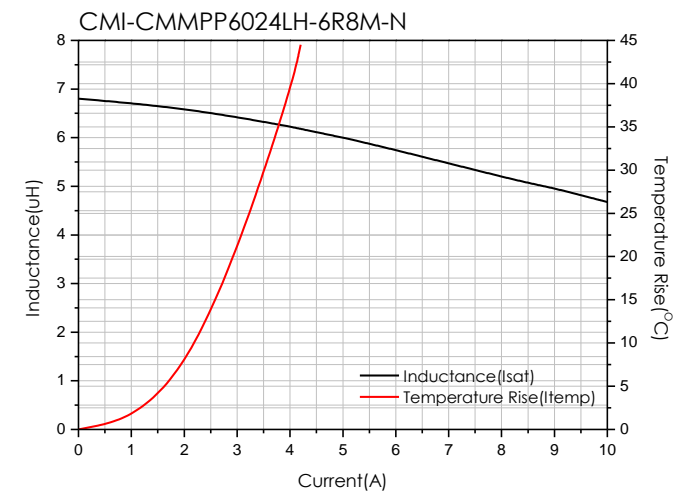
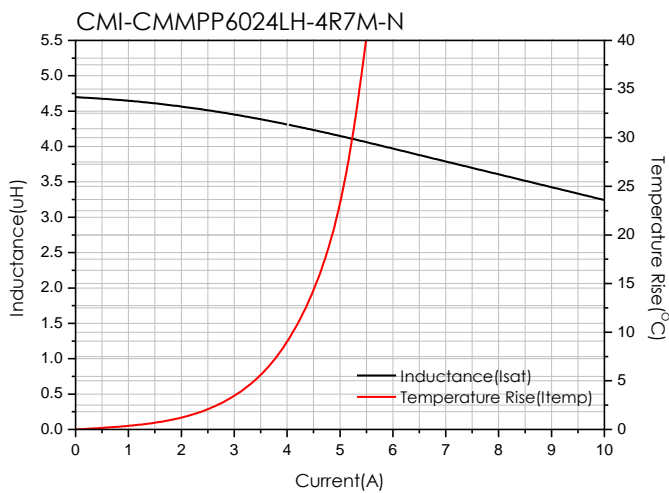
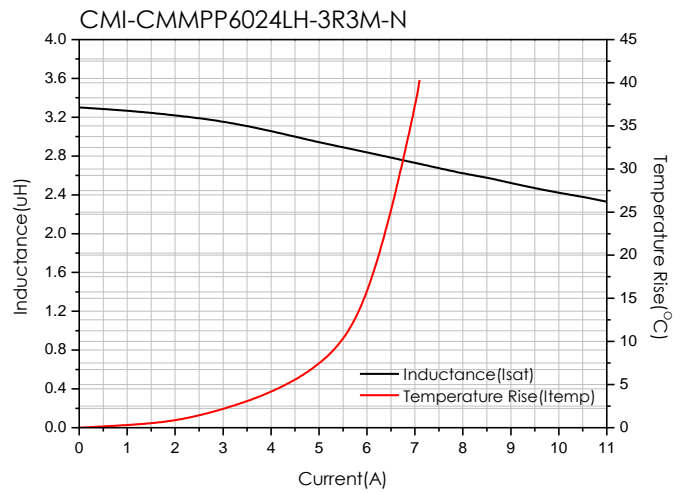
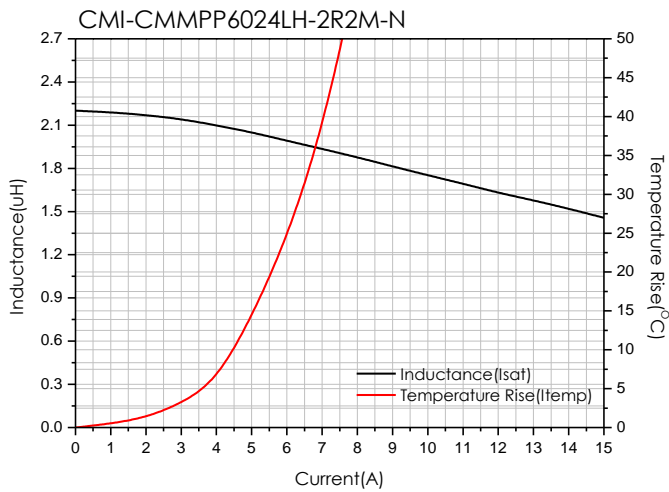
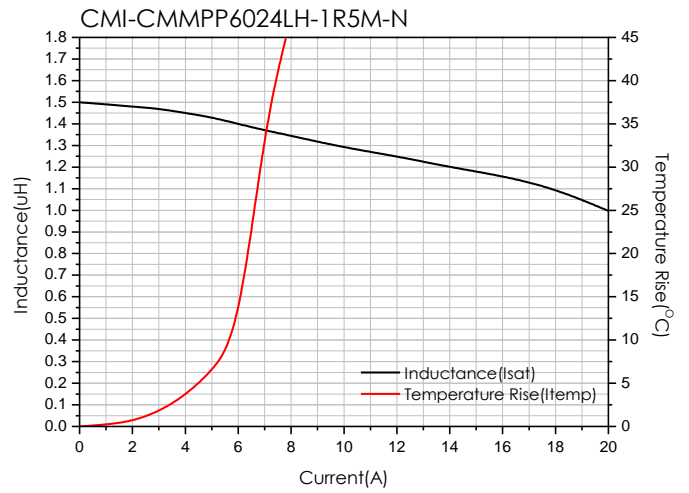
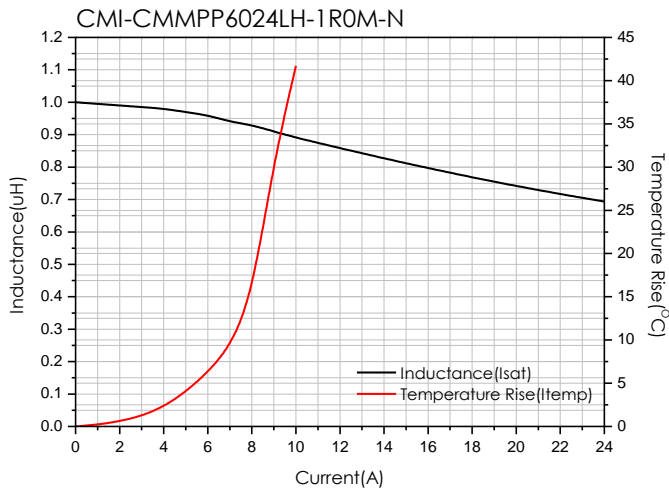
- All specifications are subject to change without notice.
- Update date : 2023.02.23

[www.coilmaster.com](http://www.coilmaster.com)

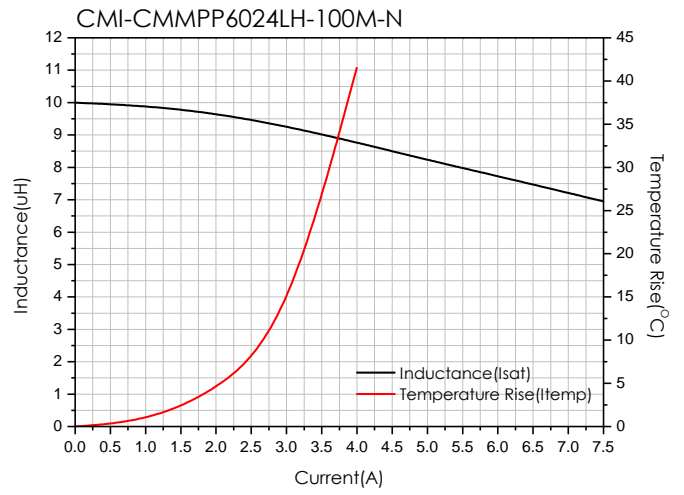
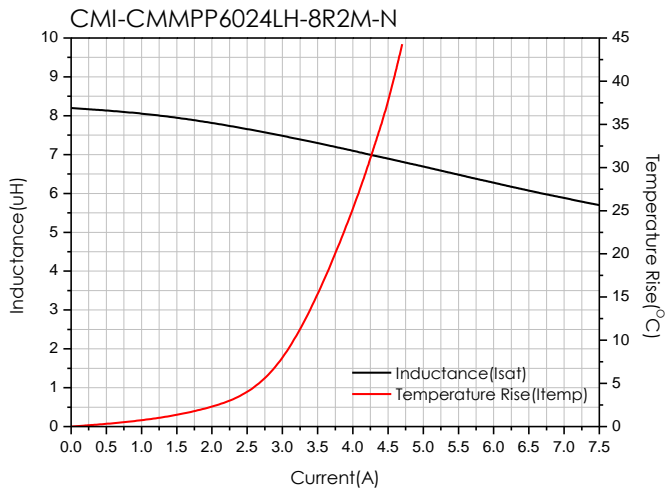
# Electrical characteristics



- You can also contact us by e-mail : [coilmaster@coilmaster.com](mailto:coilmaster@coilmaster.com)
- All specifications are subject to change without notice.
- Update date : 2023.02.23



- You can also contact us by e-mail : [coilmaster@coilmaster.com](mailto:coilmaster@coilmaster.com)
- All specifications are subject to change without notice.
- Update date : 2023.02.23

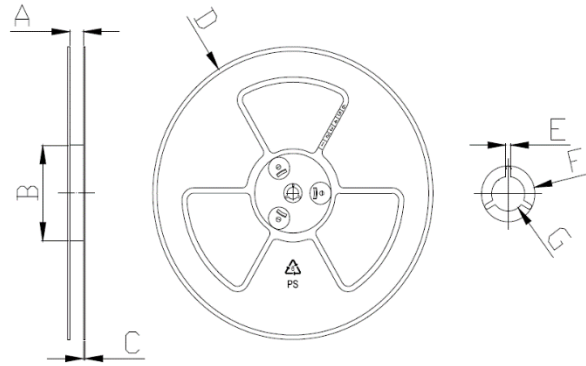


- You can also contact us by e-mail : [coilmaster@coilmaster.com](mailto:coilmaster@coilmaster.com)
- All specifications are subject to change without notice.
- Update date : 2023.02.23

## Packaging

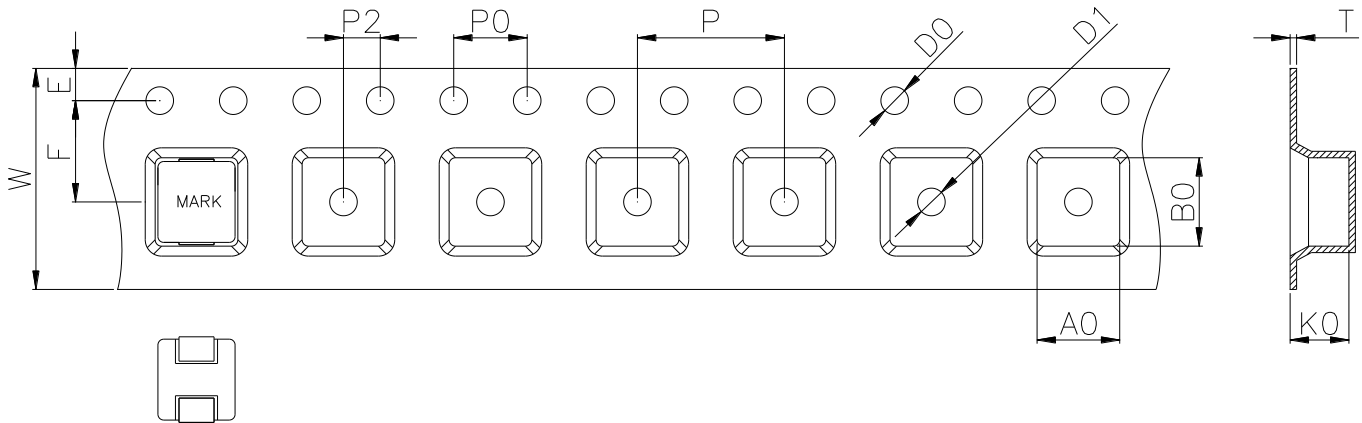
(1) Package quantity : 1,500 (pcs/reel)

(2) Reel Dimensions (unit:mm)



A	B	C	D	E	F	G
16.50	100.0	2.00	330.0	2.30	21.50	13.00
+0.50	+1.00	+0.10	+3.00	+0.30	+0.30	+0.50
-0.50	-1.00	-0.10	-3.00	-0.30	-0.30	-0.20

(3) Tape Dimensions



W	A0	B0	K0	E	F	P	P0	P2	D0/D1	T
16.00	7.00	7.50	2.60	1.75	7.50	12.00	4.00	2.00	1.50	0.30
+0.30	+0.10	+0.10	+0.10	+0.10	+0.10	+0.10	+0.10	+0.10	+0.10	+0.05
-0.10	-0.10	-0.00	-0.10	-0.10	-0.10	-0.10	-0.10	-0.10	-0.00	-0.05

Korea Sales Office (KOREA) +82)31-904-1444  
 China Sales Office (CHINA) +86)0758-683-1444  
 Hungary Sales office (EUROPE) +36)1-404-5832

H.K Sales Office (HONGKONG) +852)2711-5551  
 LA Sales Office (USA) +1)714-616-6989

• You can also contact us by e-mail : [coilmaster@coilmaster.com](mailto:coilmaster@coilmaster.com)

- All specifications are subject to change without notice.
- Update date : 2023.02.23

[www.coilmaster.com](http://www.coilmaster.com)