



CPI2012UV-3R3M-0A7

Features

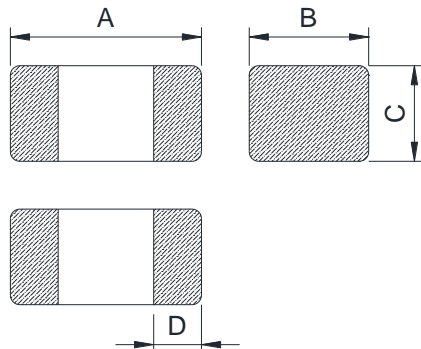
- ▶ 2.0 x 1.25 mm and 1.2 mm in height (compact size) :
CAE and fine printing technology made this compact size possible.
- ▶ Stable minimum DC resistance in the class.
- ▶ Excellent mounting strength by SMD chip making.
- ▶ Reduced noise over 2/3 of coil inductor by optimal design of CAD completely lead-free product and support lead-free solder.
- ▶ High speed mounting : Using SMT mounter makes less than a second mounting possible.



Applications

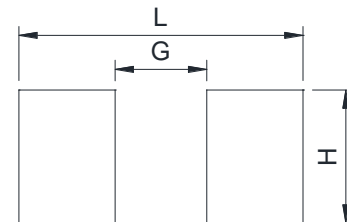
- ▶ Automotive A²B

Dimension (Unit:mm)



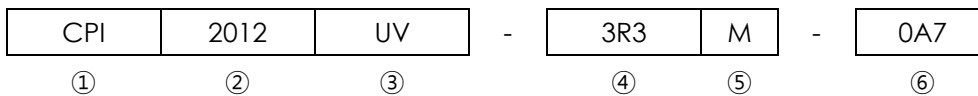
A	B	C	D
2.0±0.2	1.25±0.2	1.2 max.	0.5±0.3

Land Pattern (Unit:mm)



L	G	H
3.05	1.00	1.45

Regulation of part number



- ① Series Name : Cip Power Inductor
- ② Dimension (unit:mm)
- ③ Type
- ④ Inductance value (3.3 uH)
- ⑤ Inductance tolerance (±20%)
- ⑥ Rated current (700mA)

• You can also contact us by e-mail : coilmaster@coilmaster.com

- All specifications are subject to change without notice.
- Update date : 2022.10.19

Specifications

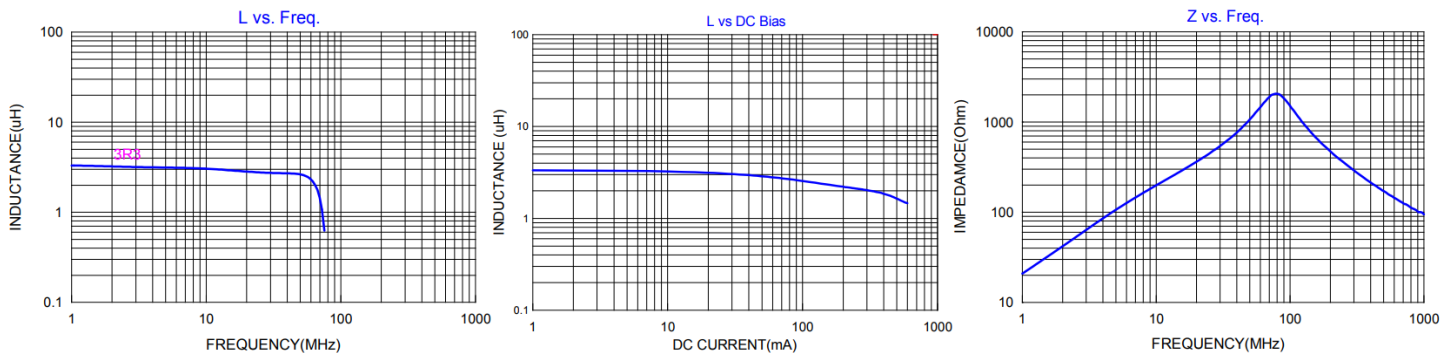
Part Number	Inductance (uH)	Tolerance (±)	Rated Current (mA) Max.	DCR (mohm) Max. (Typ.)	Test Frequency (Hz)
CPI2012UV-3R3M-0A7	3.3	20%	700	0.24(0.20)	1M/60mV

- Rated current : based on temperature rise test
- In compliance with EIA 595
- Operating Temperature Range(including self temperature) : -55°c ~ +125 °c

Note 1 : Circuit design, component placement, PCB trace size and thickness, airflow and other cooling. Provision all affect the part Temperature. Part temperature should be verified in the end application.

Electrical Characteristics

- Inductance-Frequency Characteristics
- Inductance VS DC Bias Current
- Impedance v.s. Frequency Characteristics

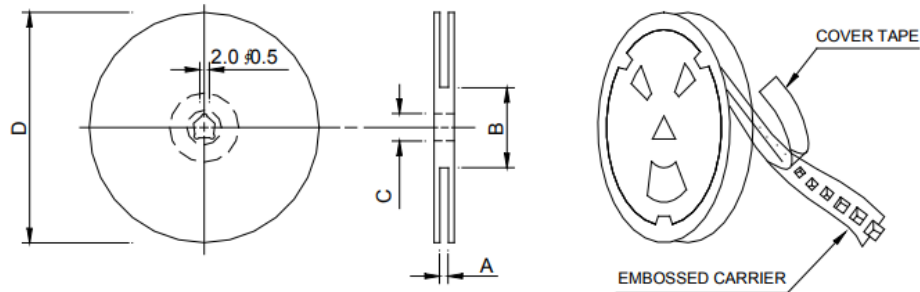


- **You can also contact us by e-mail : coilmaster@coilmaster.com**
- All specifications are subject to change without notice.
- Update date : 2022.10.19

Packaging

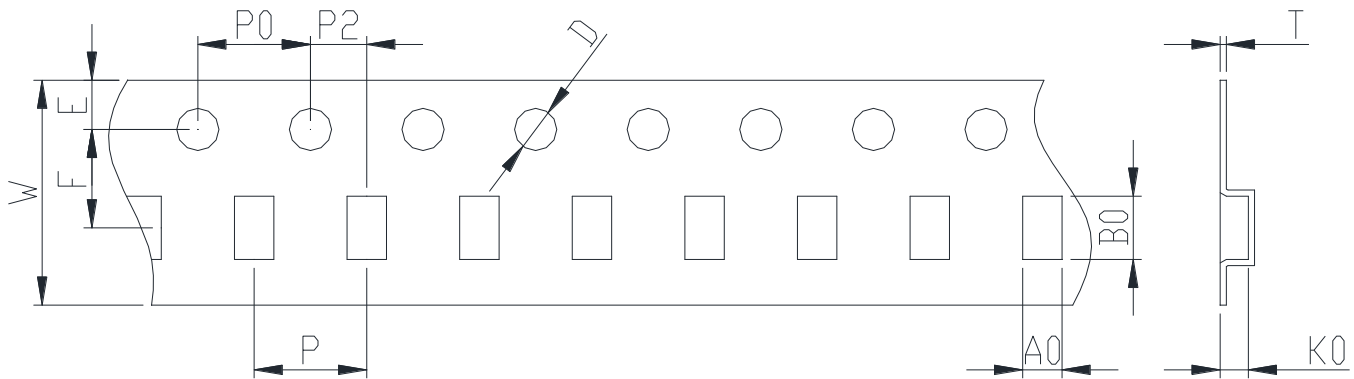
(1) Package quantity : 3,000 (pcs/reel)

(2) Reel Dimensions (unit:mm)



A	B	C	D
9.00	60.0	13.5	178.0
+0.50	+2.00	+0.50	+2.00
-0.50	-2.00	-0.50	-2.00

(3) Tape Dimensions



W	A0	B0	K0	E	F	P	P0	P2	D	T
8.00	1.40	2.25	1.00	1.75	3.50	4.00	4.00	2.00	1.50	0.22
+0.30	+0.10	+0.10	+0.10	+0.10	+0.10	+0.10	+0.10	+0.10	+0.10	+0.05
-0.30	-0.10	-0.00	-0.10	-0.10	-0.10	-0.10	-0.10	-0.10	-0.00	-0.05

Ilisan Sales Office (KOREA) +82)31-904-1444
 China Sales Office (CHINA) +86)758-278-7031
 Hungary Sales office (EUROPE) +36)1-899-8543

H.K Sales Office (HONGKONG) +852)2711-5551
 LA Sales Office (USA) +1)866-446-3586

• You can also contact us by e-mail : coilmaster@coilmaster.com

- All specifications are subject to change without notice.
- Update date : 2022.10.19

www.coilmaster.com