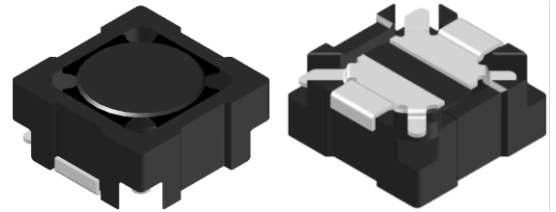


CMI-CSSP6028NF-SERIES

Features

- ▶ Magnetic shield type wound inductor for power circuits.
- ▶ Available tape and reel for auto insertion
- ▶ RoHS compliant
- ▶ AEC-Q200 qualified

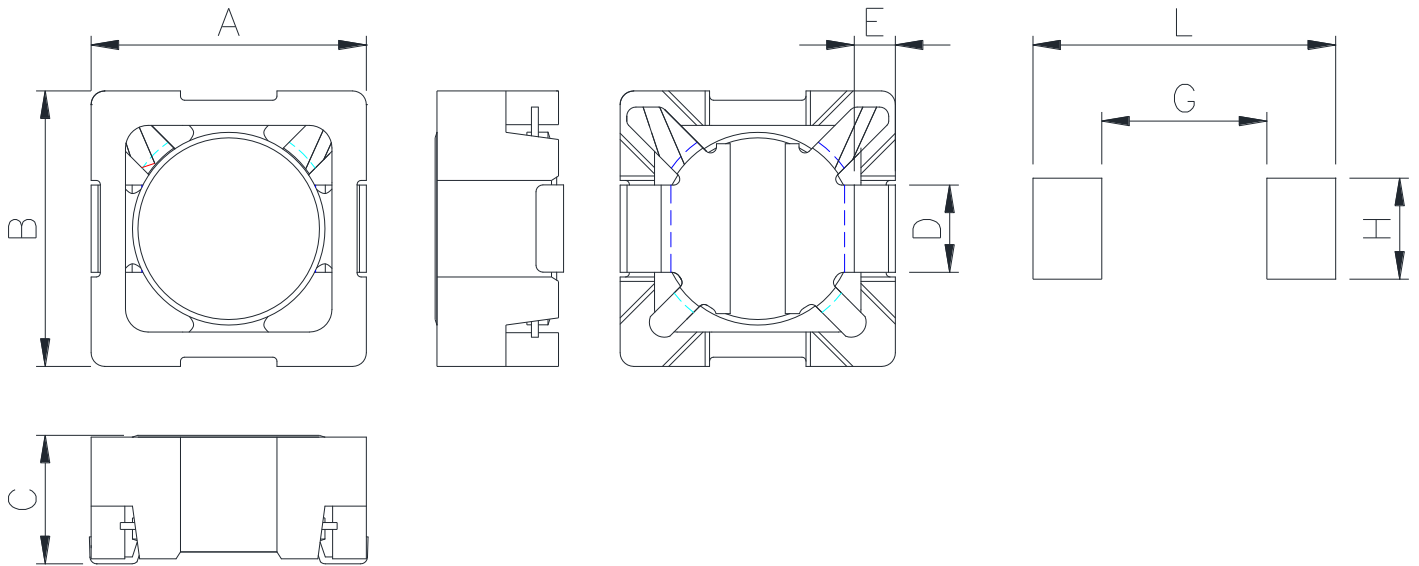


Applications

- ▶ Equipment using for automobiles
(ECM, Airbags, Headlights, Electronic Powder Steering, Motors, ABS, other)

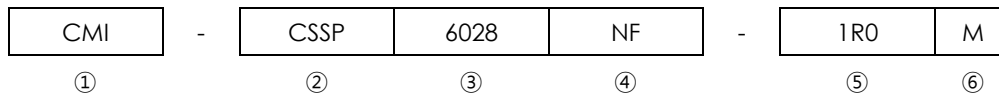
Dimension (Unit:mm)

Land Pattern (Unit:mm)



A	B	C	D	E	G	H	L
6.0 ±0.3	6.0 ±0.3	2.8 Max.	1.9 ±0.2	0.9 ±0.2	3.6	2.2	6.6

Regulation of part number



- ① CoilMaster's initial
- ② Series Name : Car Shielded core Square shape Pin type Power Inductor
- ③ Core Size (unit:mm)
- ④ Type
- ⑤ Typical inductance value (1.0uH)
- ⑥ Inductance tolerance ($\pm 20\%$)

Specifications

Part Number	Inductance (uH)	Tolerance (\pm)	DCR (mohm) Max.(Typ.)	Isat(A) Max.(Typ.)	Itemp(A) Max.(Typ.)	Test Frequency (Hz)
CMI-CSSP6028NH-1R0M	1.0	20%	18(15)	6.00(6.30)	6.30(6.80)	100k
CMI-CSSP6028NH-2R2M	2.2	20%	25.2(21)	3.90(4.20)	4.70(5.00)	100k
CMI-CSSP6028NH-3R3M	3.3	20%	36(30)	3.00(3.30)	3.70(3.90)	100k
CMI-CSSP6028NH-4R7M	4.7	20%	42(35)	2.70(2.90)	3.40(3.70)	100k
CMI-CSSP6028NH-6R8M	6.8	20%	56.4(47)	2.30(2.50)	2.50(2.70)	100k
CMI-CSSP6028NH-8R2M	8.2	20%	66(55)	2.10(2.30)	2.40(2.60)	100k
CMI-CSSP6028NH-100M	10	20%	87.6(73)	1.80(2.00)	2.30(2.50)	100k
CMI-CSSP6028NH-150M	15	20%	120(100)	1.55(1.70)	1.80(2.00)	100k
CMI-CSSP6028NH-220M	22	20%	156(130)	1.22(1.35)	1.53(1.70)	100k
CMI-CSSP6028NH-330M	33	20%	234(195)	0.95(1.05)	1.26(1.40)	100k
CMI-CSSP6028NH-470M	47	20%	324(270)	0.81(0.90)	1.08(1.20)	100k
CMI-CSSP6028NH-680M	68	20%	480(400)	0.63(0.70)	0.90(1.00)	100k
CMI-CSSP6028NH-820M	82	20%	570(475)	0.59(0.65)	0.68(0.75)	100k
CMI-CSSP6028NH-101M	100	20%	720(600)	0.54(0.60)	0.59(0.65)	100k
CMI-CSSP6028NH-121M	120	20%	828(690)	0.45(0.50)	0.50(0.55)	100k
CMI-CSSP6028NH-151M	150	20%	1032(860)	0.41(0.45)	0.45(0.50)	100k
CMI-CSSP6028NH-221M	220	20%	1752(1460)	0.39(0.42)	0.43(0.48)	100k

- Isat: When based on the inductance change rate (Approximately 30% below in the initial value)
- Itemp: When based on the temperature increase (Temperature increase of approximately 40°C by self heating)
- Operating Temperature Range (including self temperature) : -40°C ~ +165 °c

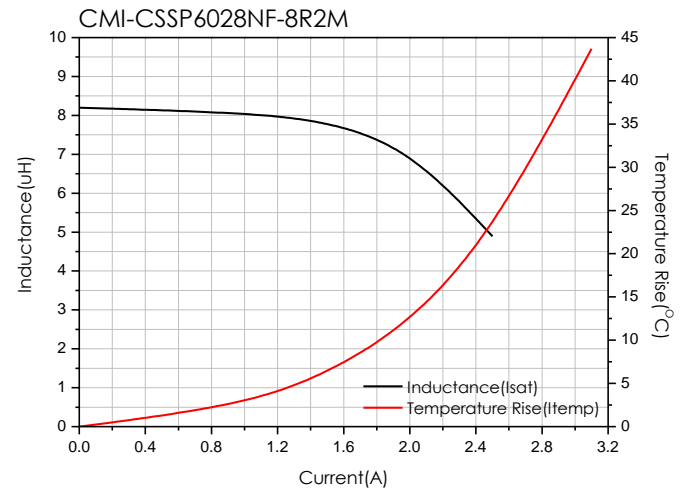
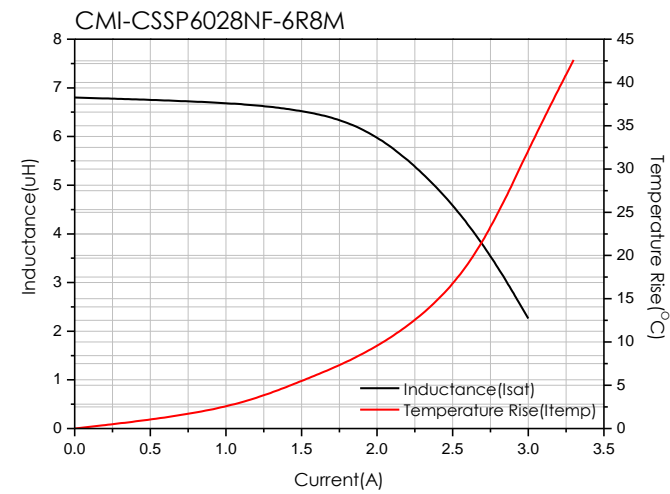
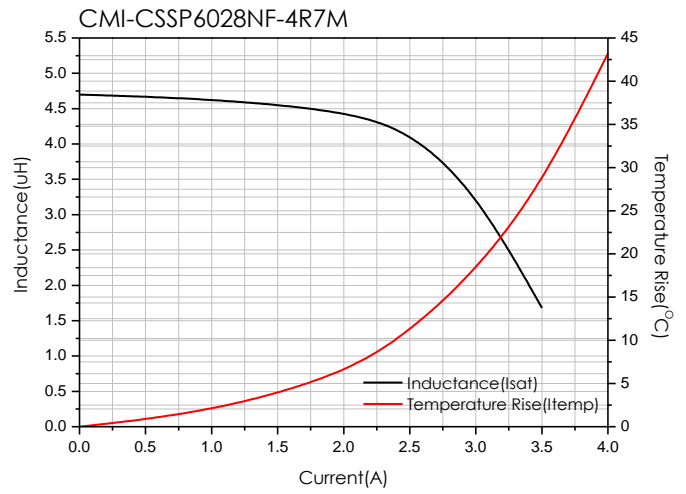
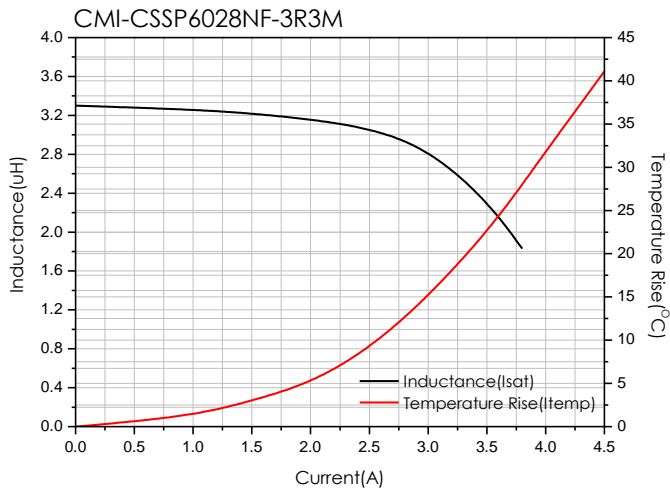
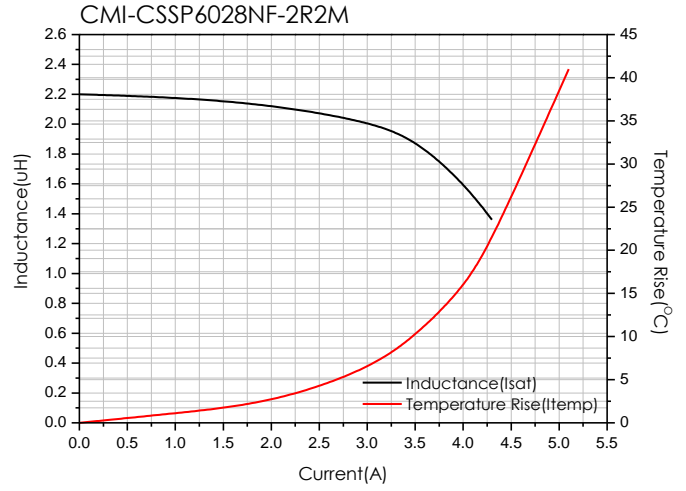
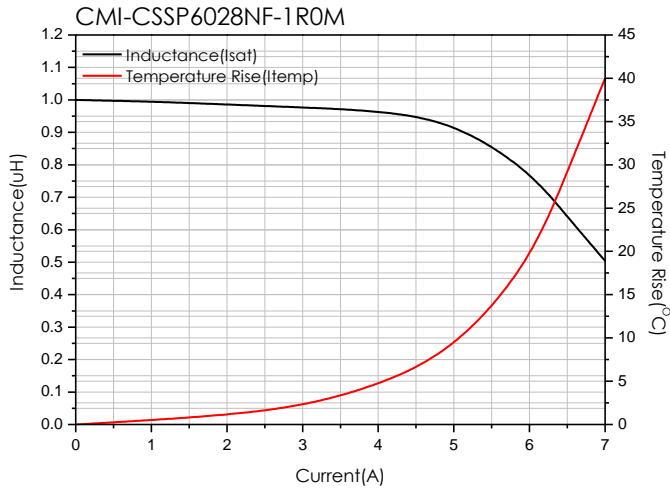
Note 1 : Circuit design, component placement, PCB trace size and thickness, airflow and other cooling. Provision all affect the part Temperature. Part temperature should be verified in the end application.

▪ **You can also contact us by e-mail : coilmaster@coilmaster.com**

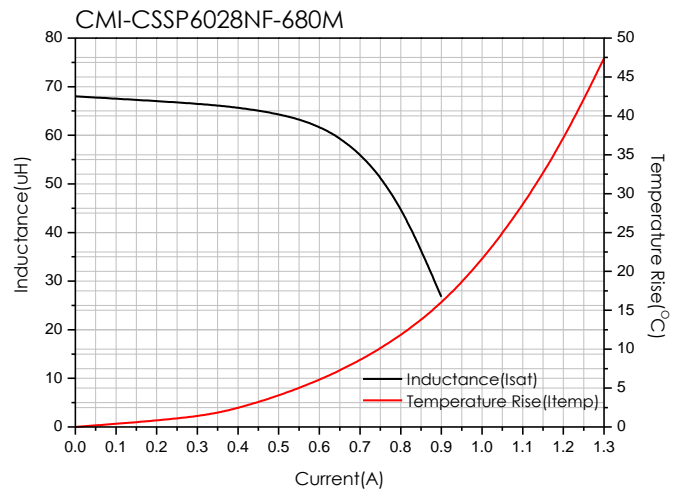
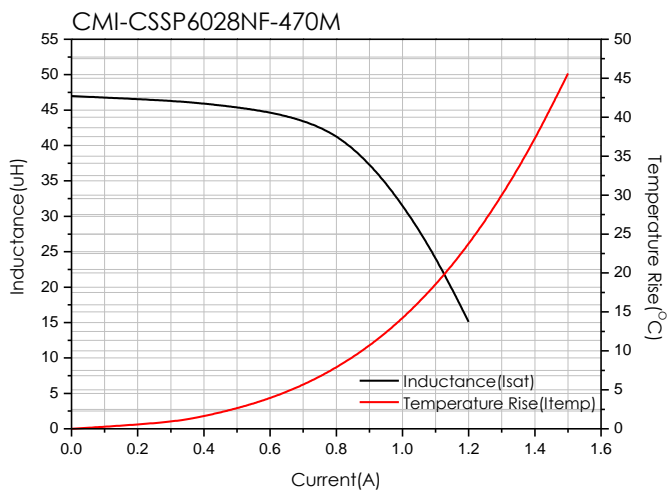
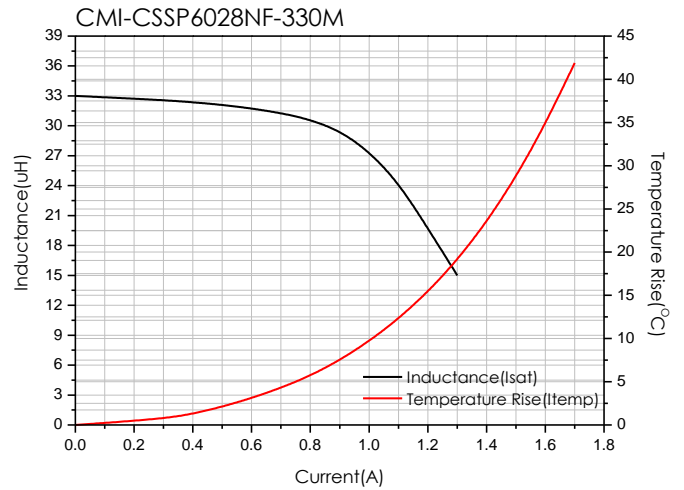
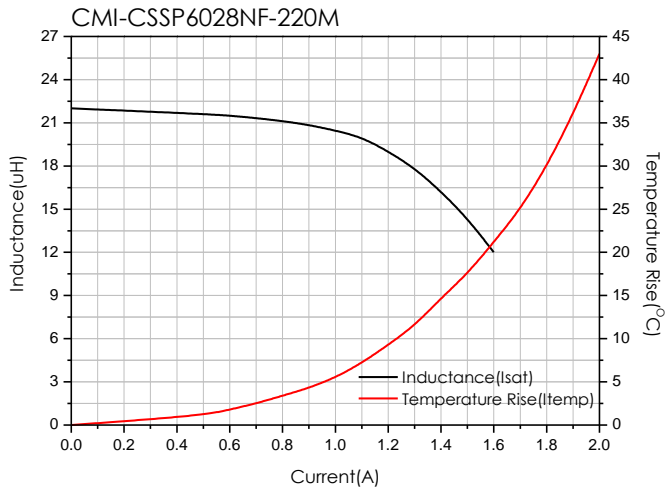
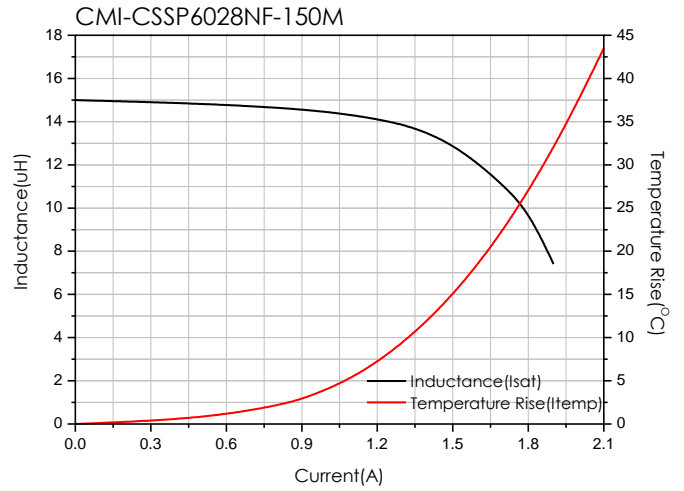
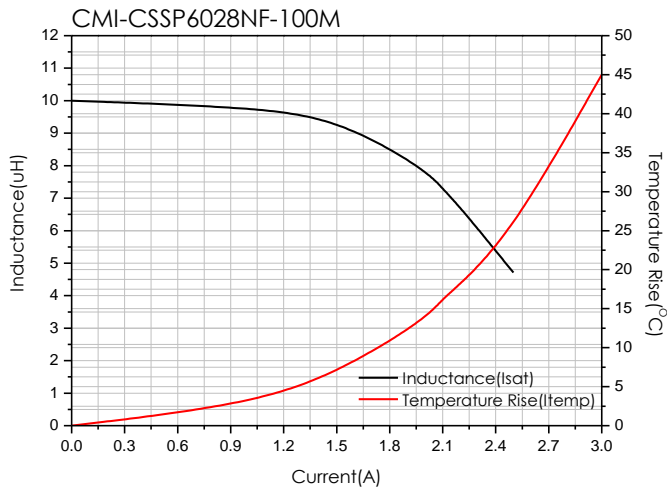
- All specifications are subject to change without notice.
- Update date : 2021.11.17

www.coilmaster.com

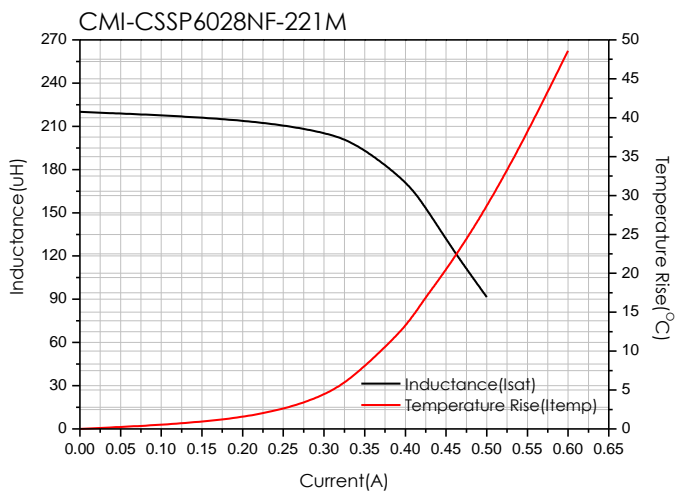
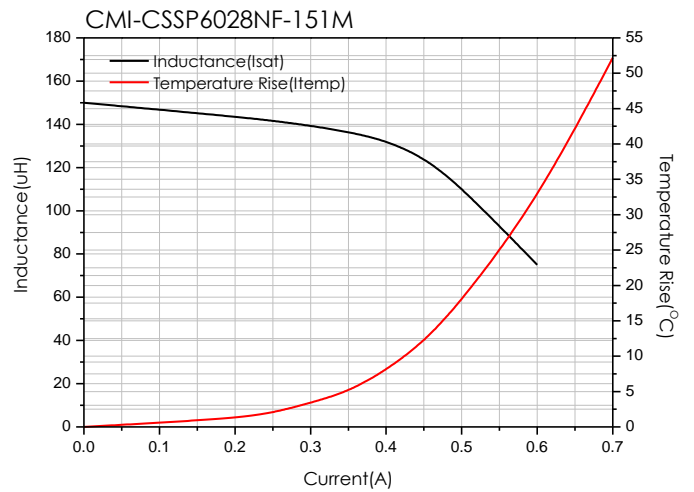
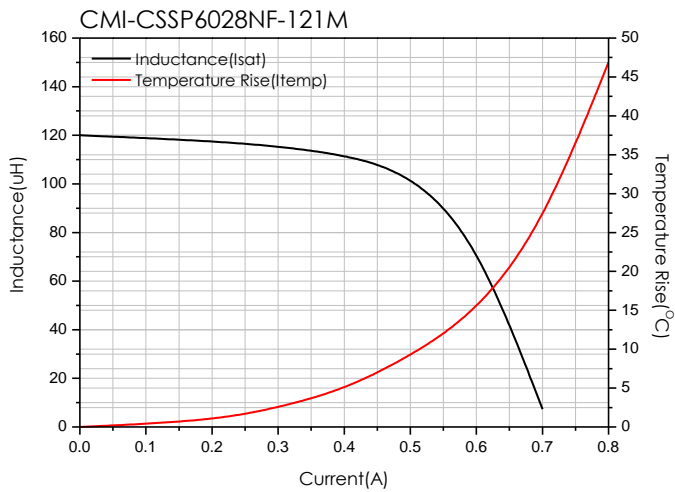
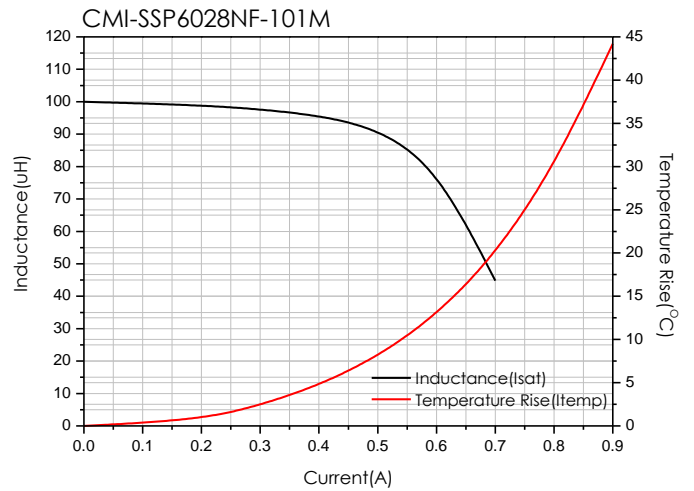
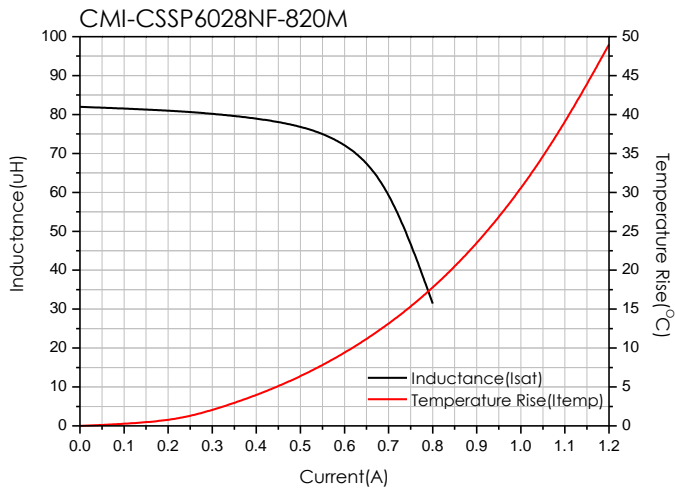
Electrical characteristics



- You can also contact us by e-mail : coilmaster@coilmaster.com
- All specifications are subject to change without notice.
- Update date : 2021.11.17



- You can also contact us by e-mail : coilmaster@coilmaster.com
- All specifications are subject to change without notice.
- Update date : 2021.11.17

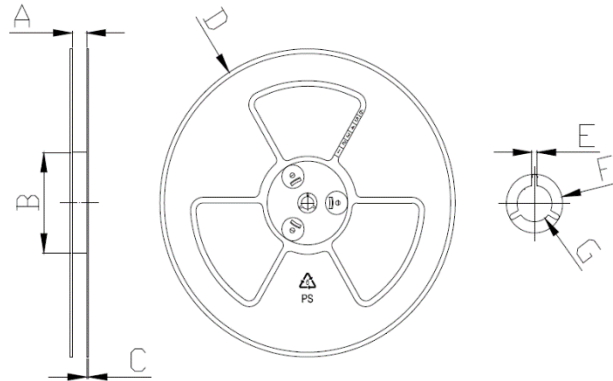


- You can also contact us by e-mail : coilmaster@coilmaster.com
- All specifications are subject to change without notice.
- Update date : 2021.11.17

Packaging

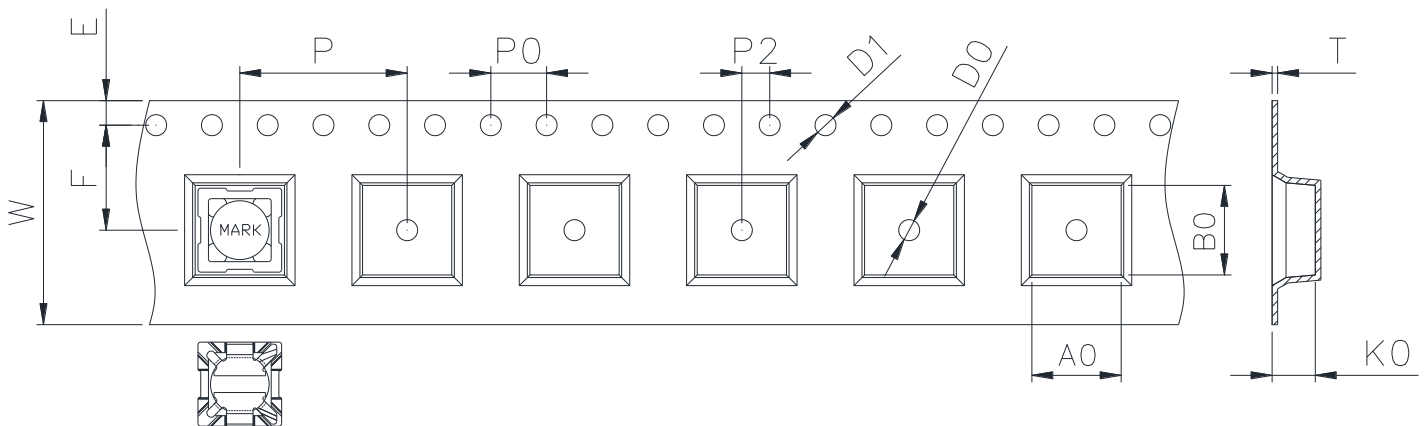
(1) Package quantity : 1,500 (pcs/reel)

(2) Reel Dimensions (unit:mm)



A	B	C	D	E	F	G
16.50	100.0	2.00	330.0	2.30	21.50	13.00
+0.50	+1.00	+0.10	+3.00	+0.30	+0.30	+0.50
-0.50	-1.00	-0.10	-3.00	-0.30	-0.30	-0.20

(3) Tape Dimensions



W	A0	B0	K0	E	F	P	P0	P2	D0/D1	T
16.00	6.40	6.40	3.10	1.75	7.50	12.00	4.00	2.00	1.50	0.40
+0.30	+0.10	+0.10	+0.10	+0.10	+0.10	+0.10	+0.10	+0.10	+0.10	+0.05
-0.10	-0.10	-0.10	-0.10	-0.10	-0.10	-0.10	-0.10	-0.10	-0.00	-0.05

Korea Sales Office (KOREA) +82)31-904-1444
 China Sales Office (CHINA) +86)0758-683-1444
 Hungary Sales office (EUROPE) +36)1-404-5832

H.K Sales Office (HONGKONG) +852)2711-5551
 LA Sales Office (USA) +1)714-616-6989

• You can also contact us by e-mail : coilmaster@coilmaster.com

- All specifications are subject to change without notice.
- Update date : 2021.11.17

www.coilmaster.com