

CME-GMxCB100505A-SERIES

Features

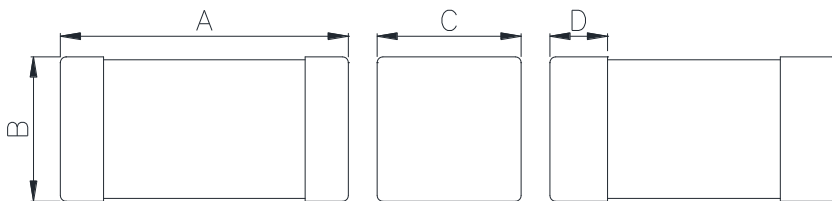
- ▶ The complete magnetic shielded structure minimizes crosstalk.
- ▶ It is ideal for high-speed signal lines because it targets high-speed lines and Provides significant impedance in a wide frequency range.
- ▶ The GMxCB series is similar to EBMF series at frequency below 100MHz. However at 1 GHz, the impedance is 3 times larger
- ▶ It realizes high impedance at 1 GHz and is suitable for noise suppression on digital ranging from 500 MHz to GHz



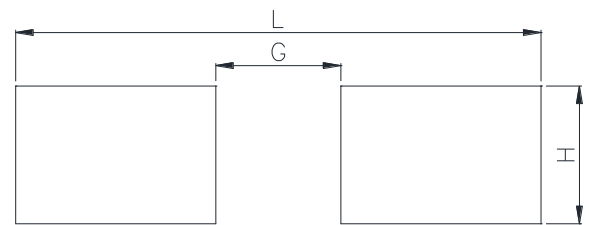
Applications

- ▶ Mother board, Tablet PC, Notebook, Desktop computers and peripheral equipment / DSC, DVC, LCD TV, Set top box / Digital communication equipment / Various automotive electronics / Various power line of electronic equipment

Dimension (Unit:mm)

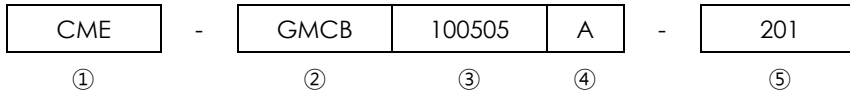


Land Pattern (Unit:mm)



A	B	C	D	L	G	H
1.0±0.05	0.5±0.05	0.5±0.05	0.25±0.1	2.1	0.5	0.55

Regulation of part number



- ① CoilMaster's initial
- ② Product Series Name
- ③ Core Size (unit:mm)
- ④ Material Code
- ⑤ Normal Impedance (201 : 200 ohm)

Specifications

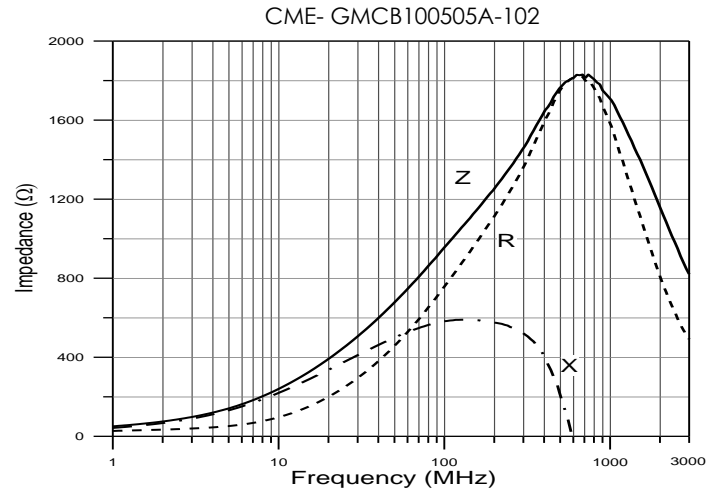
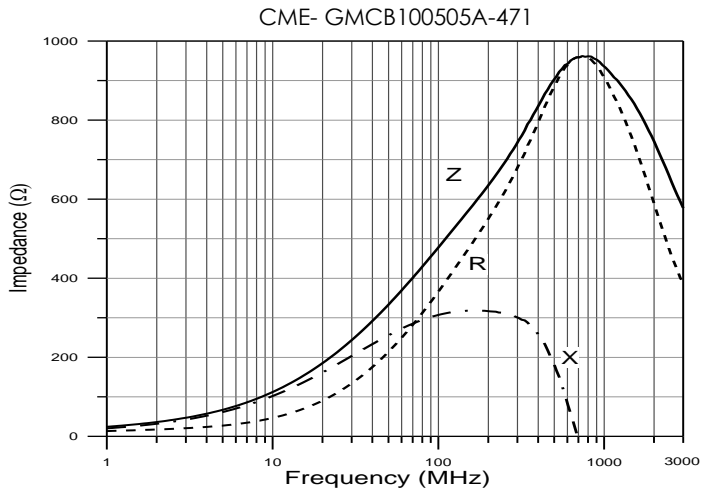
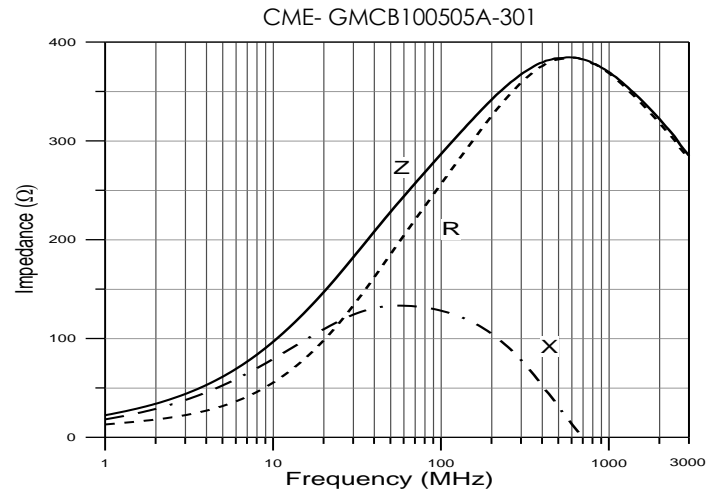
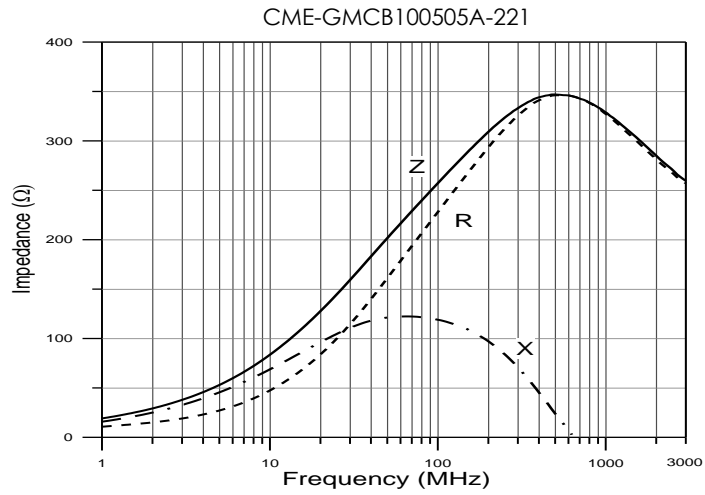
Part Number	Impedance (ohm)		DCR(ohm) Max.	Rated Current (mA) Max.
	±25% @100 MHz	±40% @1 GHz		
CME-GMCB100505A-201	200	420	0.7	200
CME-GMCB100505A-221	220	420	0.7	200
CME-GMCB100505A-301	300	560	0.8	200
CME-GMCB100505A-331	330	560	0.8	200
CME-GMCB100505A-471	470	1000	1.0	100
CME-GMCB100505A-601	600	1100	1.2	100
CME-GMCB100505A-102	1000	1700	1.6	100

- Rated Current : the DC current value having temperature increased 40 °c after thru DC current 2 hours at ambient temperature.
- Storage Temperature Range : -40°c ~ +85 °c
- Operating Temperature Range : -55°c ~ +125 °c

Note 1 : Circuit design, component placement, PCB trace size and thickness, airflow and other cooling. Provision all affect the part Temperature. Part temperature should be verified in the end application.

- **You can also contact us by e-mail : coilmaster@coilmaster.com**
- All specifications are subject to change without notice.
- Update date : 2023.03.29

Electrical characteristics

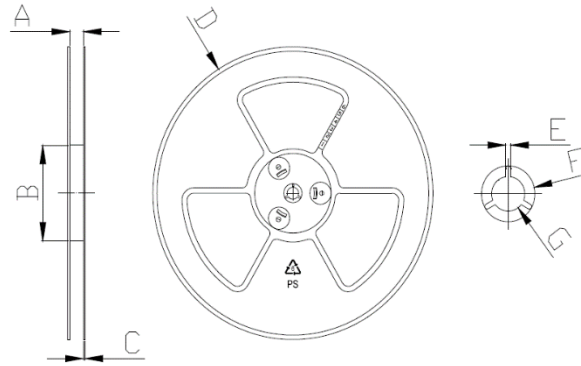


- You can also contact us by e-mail : coilmaster@coilmaster.com
- All specifications are subject to change without notice.
- Update date : 2023.03.29

Packaging

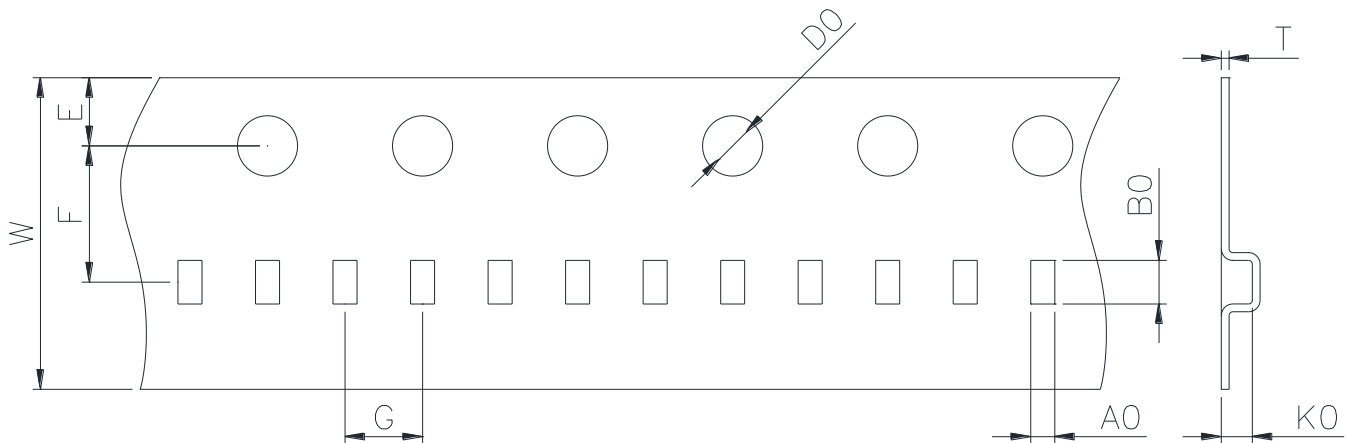
(1) Package quantity : 10,000 (pcs/reel)

(2) Reel Dimensions (unit:mm)



A	B	C	D	E	F	G
10.00	60.00	2.00	178.0	2.00	21.00	13.00
+1.50	+2.00	+0.50	+2.00	+0.50	+0.80	+0.80
-1.50	-2.00	-0.50	-2.00	-0.50	-0.80	-0.80

(3) Tape Dimensions



W	A0	B0	T	E	F	G	D0	K0
8.00	0.65	1.15	0.20	1.75	3.50	2.00	1.50	0.80
+0.20	+0.10	+0.10	+0.05	+0.10	+0.05	+0.10	+0.10	+0.05
-0.20	-0.10	-0.10	-0.05	-0.10	-0.05	-0.10	-0.00	-0.05

Korea Sales Office (KOREA) +82)31-904-1444

China Sales Office (CHINA) +86)0758-683-1444

Hungary Sales office (EUROPE) +36)1-404-5832

H.K Sales Office (HONGKONG) +852)2711-5551

LA Sales Office (USA) +1)714-616-6989

• You can also contact us by e-mail : coilmaster@coilmaster.com

• All specifications are subject to change without notice.

• Update date : 2023.03.29

www.coilmaster.com