


CMI-MMPF4020QL-SB SERIES

Features

- ▶ Metal powder molding type for EMC protection.
- ▶ Lower DCR with applying flat wire.
- ▶ Available tape and reel for auto insertion.
- ▶ Halogen-Free.
- ▶ RoHS compliant.

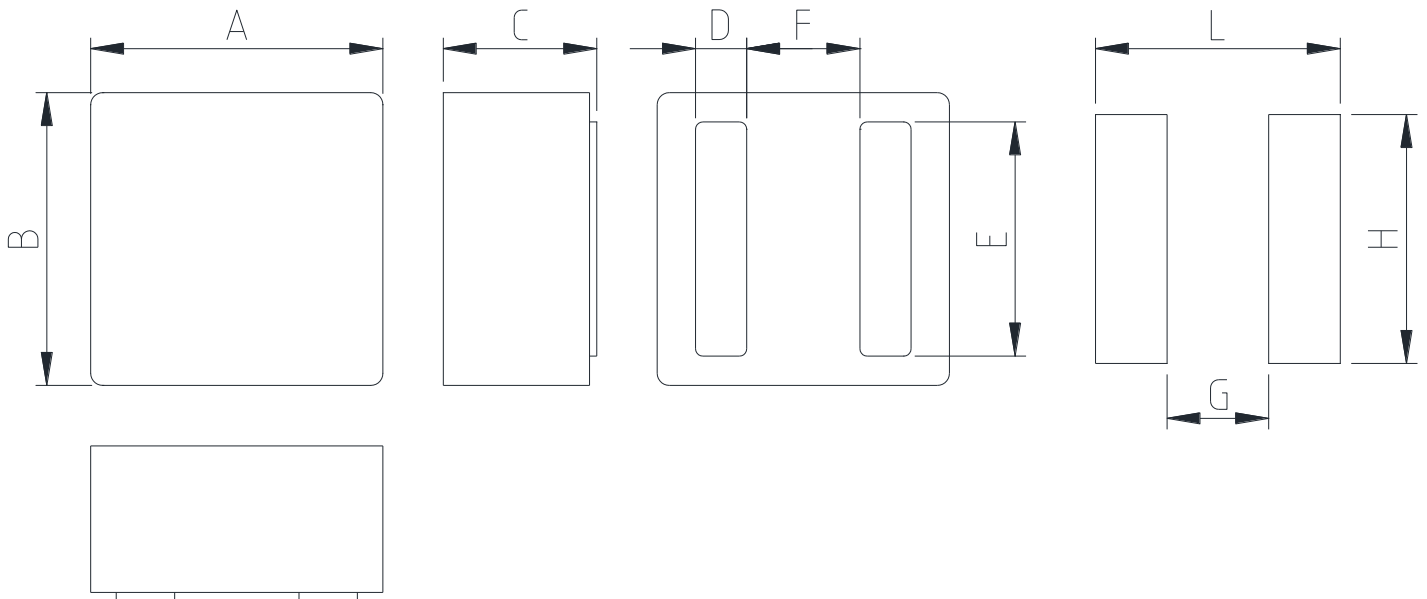


Applications

- ▶ For DC/DC Converter

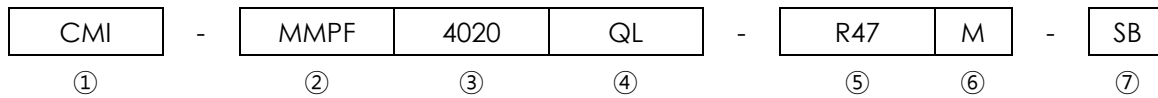
Dimension (Unit:mm)

Land Pattern (Unit:mm)



| A | B | C | D | E | F | G | H | L |
|----------|----------|----------|----------|----------|-----------|------|------|------|
| 4.0 ±0.3 | 4.0 ±0.3 | 2.1 Max. | 0.7 ±0.2 | 3.2 Typ. | 1.55 Typ. | 1.39 | 3.40 | 3.35 |

Regulation of part number



- ① CoilMaster's initial
- ② Series Name : Metal Molded Power inductor Flat wire type.
- ③ Core Size (unit:mm)
- ④ Material
- ⑤ Typical inductance value (0.47uH)
- ⑥ Inductance tolerance ($\pm 20\%$)
- ⑦ Type (SB)

Specifications

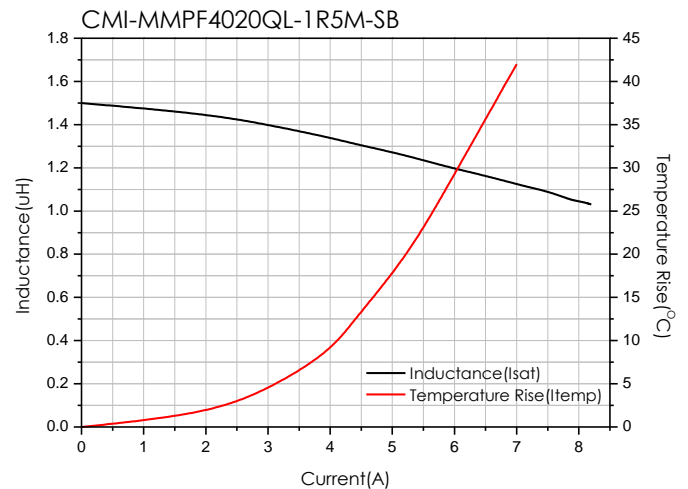
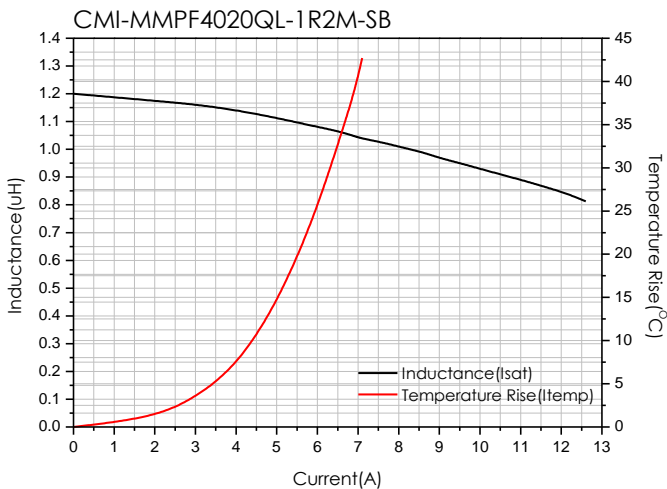
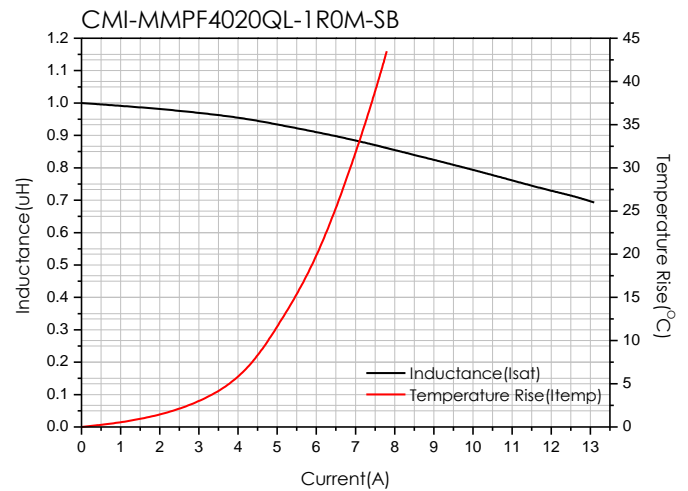
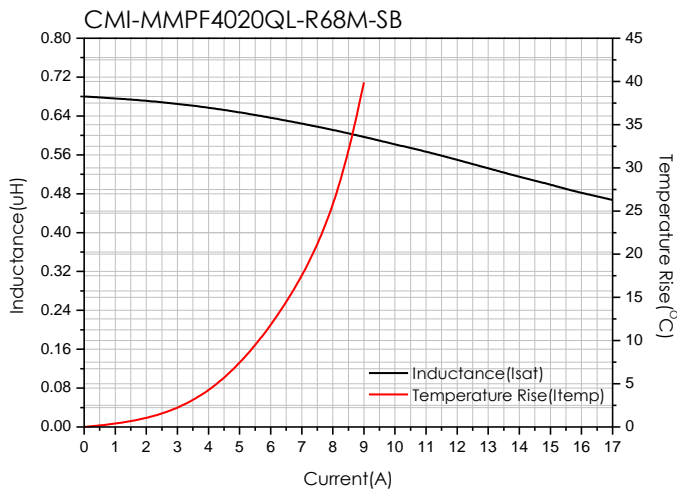
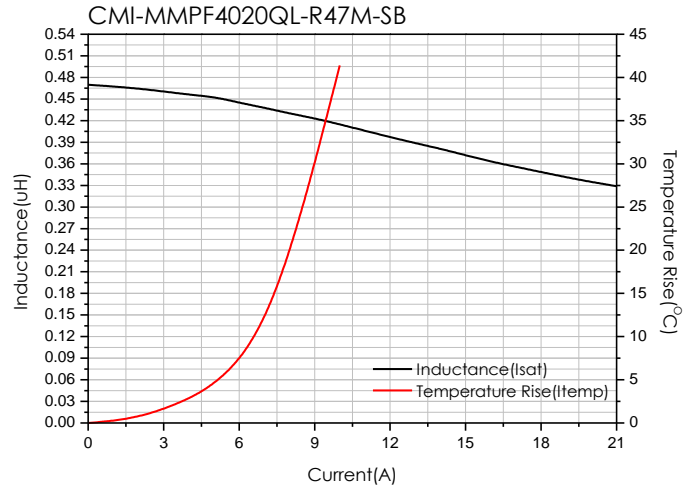
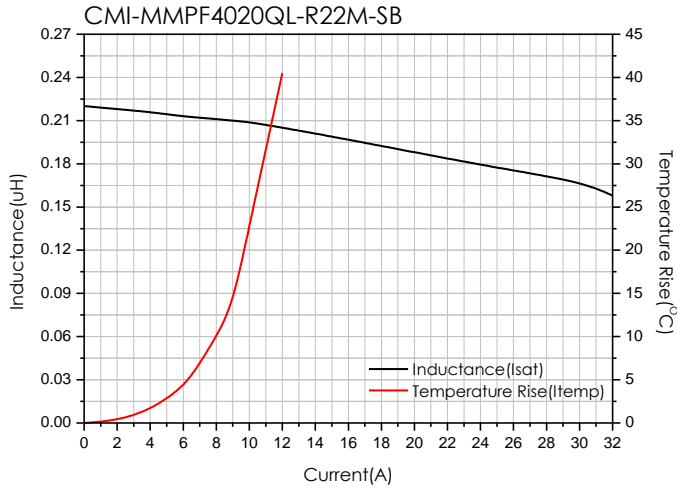
| Part Number | Inductance (uH) $\pm 20\%$ | DCR(mohm) Max.(Typ.) | Isat(A) Max.(Typ.) | Itemp(A) Max.(Typ.) | Test Frequency (Hz) |
|------------------------|-------------------------------|-------------------------|-----------------------|------------------------|---------------------------|
| CMI-MMPF4020QL-R22M-SB | 0.22 | 6.4(5.3) | 25.0(30.0) | 11.0(11.5) | 1M |
| CMI-MMPF4020QL-R47M-SB | 0.47 | 9.0(7.5) | 16.0(19.0) | 9.0(9.5) | 1M |
| CMI-MMPF4020QL-R68M-SB | 0.68 | 9.6(8.0) | 13.0(15.0) | 8.3(8.8) | 1M |
| CMI-MMPF4020QL-1R0M-SB | 1.0 | 16.2(13.5) | 10.0(11.5) | 6.9(7.2) | 1M |
| CMI-MMPF4020QL-1R2M-SB | 1.2 | 19.2(16) | 9.5(11.0) | 6.5(6.8) | 1M |
| CMI-MMPF4020QL-1R5M-SB | 1.5 | 28.2(23.5) | 6.5(7.5) | 6.0(6.2) | 1M |
| CMI-MMPF4020QL-2R2M-SB | 2.2 | 36(30) | 6.2(7.2) | 4.8(5.0) | 1M |
| | | | | | |
| | | | | | |
| | | | | | |
| | | | | | |
| | | | | | |
| | | | | | |
| | | | | | |
| | | | | | |
| | | | | | |

- Isat: When based on the inductance change rate (Approximately 30% below in the initial value)
- Itemp: When based on the temperature increase (Temperature increase of approximately 40°C by self heating)
- Operating Temperature Range (including self temperature) : -40°C ~ +125 °c

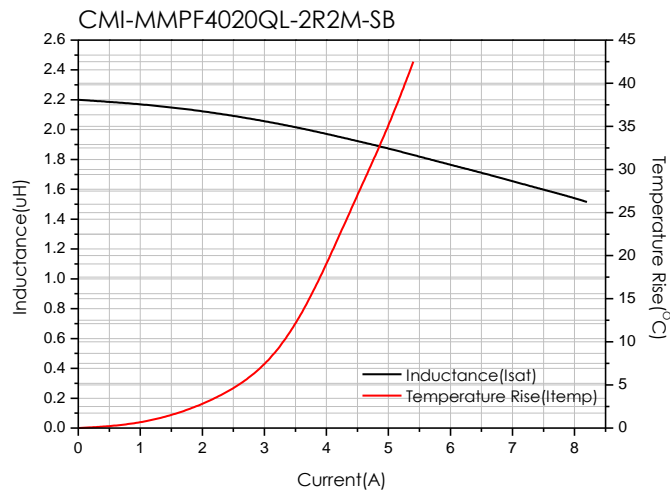
Note 1 : Circuit design, component placement, PCB trace size and thickness, airflow and other cooling. Provision all affect the part Temperature. Part temperature should be verified in the end application.

- **You can also contact us by e-mail : coilmaster@coilmaster.com**
- All specifications are subject to change without notice.
- Update date : 2021.12.28

Electrical characteristics



- You can also contact us by e-mail : coilmaster@coilmaster.com
- All specifications are subject to change without notice.
- Update date : 2021.12.28

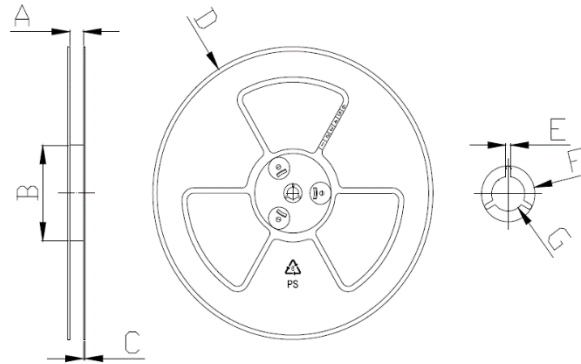


- You can also contact us by e-mail : coilmaster@coilmaster.com
- All specifications are subject to change without notice.
- Update date : 2021.12.28

Packaging

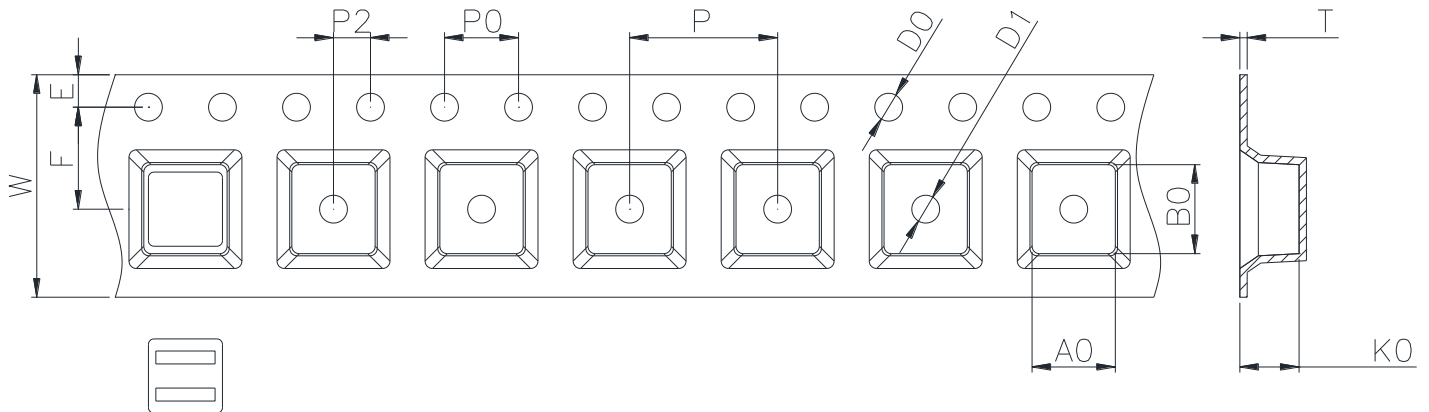
(1) Package quantity : 3,000 (pcs/reel)

(2) Reel Dimensions (unit:mm)



| A | B | C | D | E | F | G |
|-------|-------|-------|-------|-------|-------|-------|
| 12.50 | 100.0 | 2.00 | 330.0 | 2.30 | 21.50 | 13.00 |
| +0.50 | +1.00 | +0.20 | +3.00 | +0.30 | +0.30 | +0.50 |
| -0.50 | -1.00 | -0.20 | -3.00 | -0.30 | -0.30 | -0.20 |

(3) Tape Dimensions



| W | A0 | B0 | K0 | E | F | P | P0 | P2 | D0/D1 | T |
|-------|-------|-------|-------|-------|-------|-------|-------|-------|-------|-------|
| 12.00 | 4.60 | 4.90 | 2.20 | 1.75 | 5.50 | 8.00 | 4.00 | 2.00 | 1.50 | 0.35 |
| +0.30 | +0.10 | +0.10 | +0.10 | +0.10 | +0.10 | +0.10 | +0.10 | +0.10 | +0.10 | +0.05 |
| -0.10 | -0.10 | -0.10 | -0.10 | -0.10 | -0.10 | -0.10 | -0.10 | -0.10 | -0.00 | -0.05 |

Korea Sales Office (KOREA) +82)31-904-1444
 China Sales Office (CHINA) +86)0758-683-1444
 Hungary Sales office (EUROPE) +36)1-404-5832

H.K Sales Office (HONGKONG) +852)2711-5551
 LA Sales Office (USA) +1)714-616-6989

• You can also contact us by e-mail : coilmaster@coilmaster.com

- All specifications are subject to change without notice.
- Update date : 2021.12.28

www.coilmaster.com