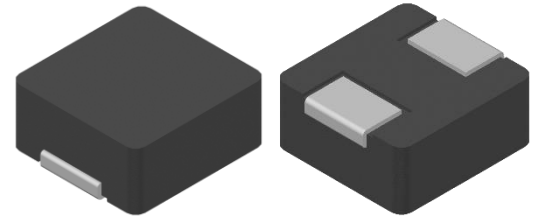


CMI-MMPP6030HL-N SERIES

Features

- ▶ Metal powder molding type for EMC protection.
- ▶ Available tape and reel for auto insertion.
- ▶ Halogen-Free.
- ▶ RoHS compliant.

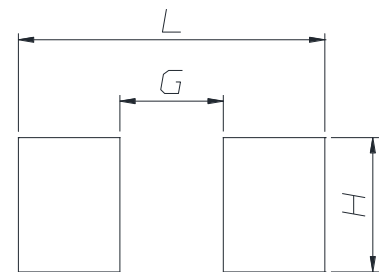
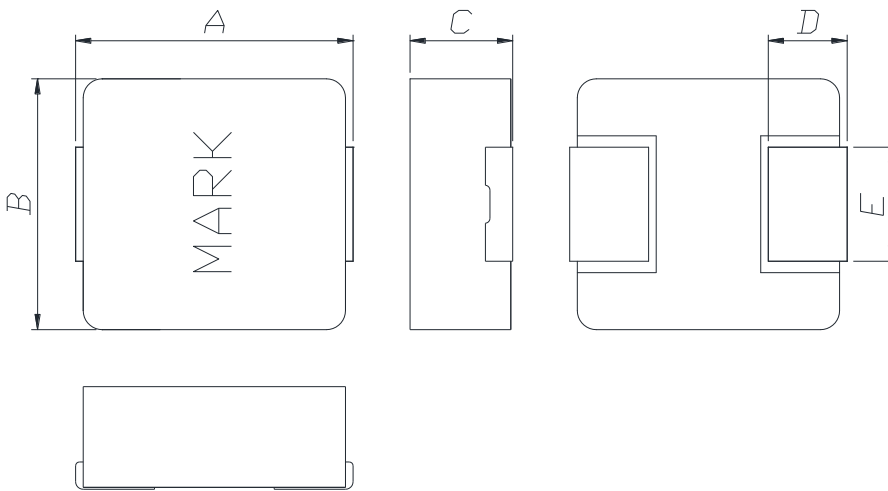


Applications

- ▶ For DC/DC converter, AV equipment digital consumer electronics

Dimension (Unit:mm)

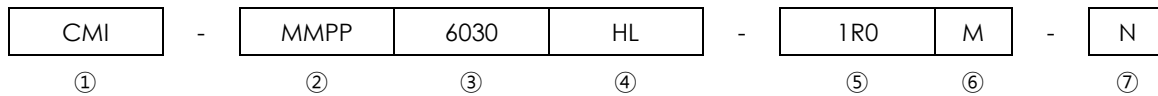
Land Pattern (Unit:mm)



A	B	C	D	E
6.95 ±0.45	6.6 ±0.25	3.0 Max.	1.8 ±0.3	3.0 ±0.3

L	G	H
8.0	2.7	3.5

Regulation of part number



- ① CoilMaster's initial
- ② Series Name : Metal Molded Pin type Power inductor
- ③ Core Size (unit:mm)
- ④ Material
- ⑤ Typical inductance value (1.0uH)
- ⑥ Inductance tolerance ($\pm 20\%$)
- ⑦ Revision (N)

Specifications

Part Number	Inductance (uH) $\pm 20\%$	DCR(mohm) Max.(Typ.)	Isat(A) Max.(Typ.)	Itemp(A) Max.(Typ.)	Test Frequency (Hz)
CMI-MMPP6030HL-1R0M-N	1.0	7.5(6.5)	16.0(18.0)	13.0(14.0)	1M
CMI-MMPP6030HL-1R5M-N	1.5	13.2(11)	14.0(16.0)	9.0(10.0)	1M
CMI-MMPP6030HL-1R8M-N	1.8	15(12.5)	12.0(14.0)	8.0(8.5)	1M
CMI-MMPP6030HL-3R3M-N	3.3	26.4(22)	9.0(10.0)	6.5(7.0)	1M
CMI-MMPP6030HL-4R7M-N	4.7	30(25)	7.0(8.0)	6.0(6.2)	1M
CMI-MMPP6030HL-5R6M-N	5.6	38.4(32)	6.5(7.0)	5.5(5.7)	1M
CMI-MMPP6030HL-6R8M-N	6.8	54(45)	5.5(6.0)	4.8(5.0)	1M
CMI-MMPP6030HL-100M-N	10	72(60)	5.0(5.5)	4.0(4.2)	1M
CMI-MMPP6030HL-220M-N	22	112(93)	3.3(3.8)	3.0(3.2)	1M
CMI-MMPP6030HL-330M-N	33	210(175)	3.0(3.5)	2.6(2.8)	1M

- Isat: When based on the inductance change rate (Approximately 30% below in the initial value)
- Itemp: When based on the temperature increase (Temperature increase of approximately 40°C by self heating)
- Operating Temperature Range (including self temperature) : -40°C ~ +125 °c

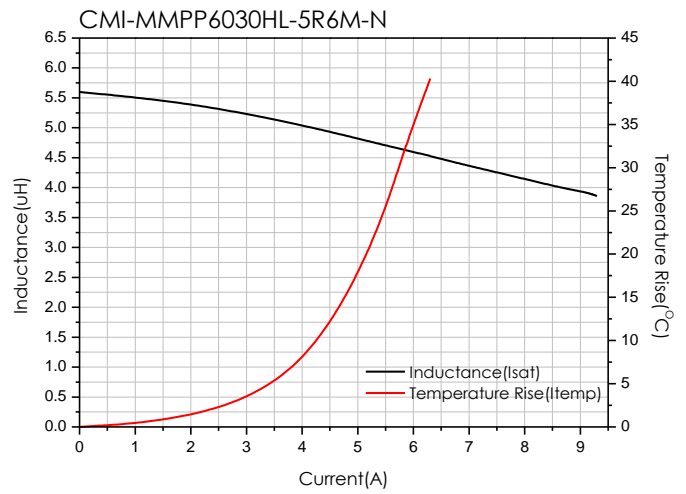
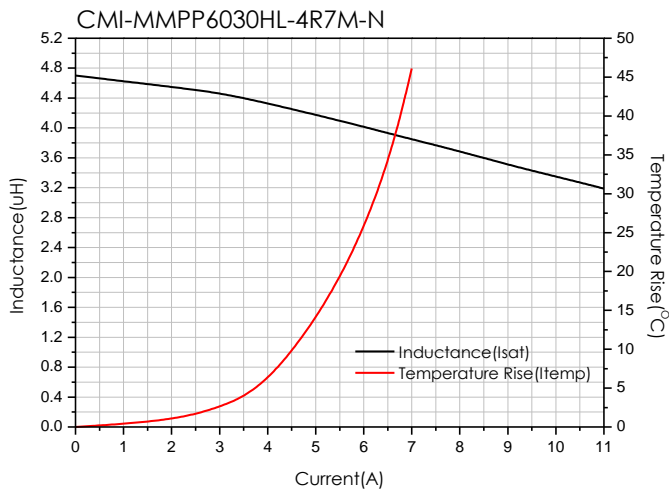
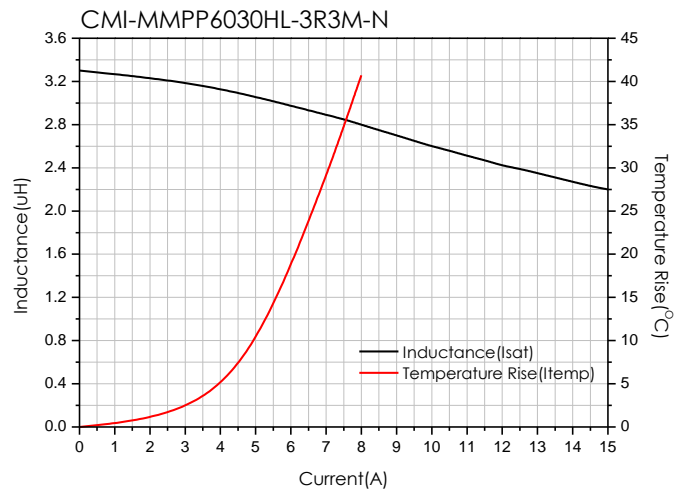
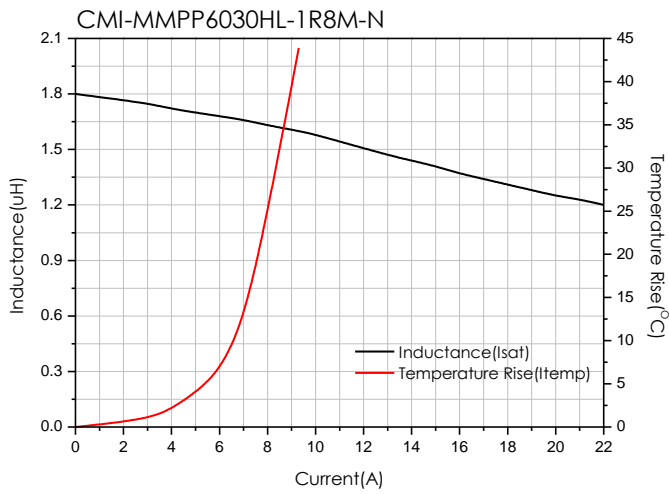
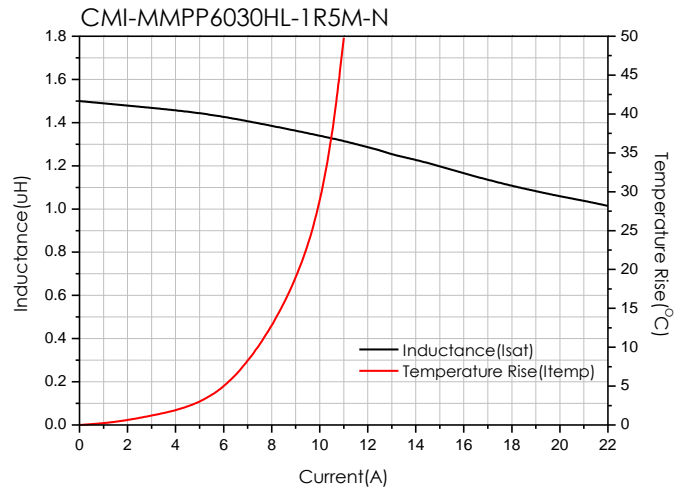
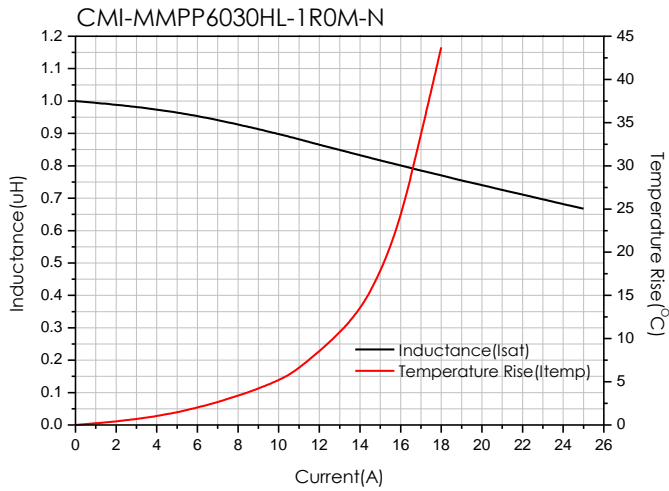
Note 1 : Circuit design, component placement, PCB trace size and thickness, airflow and other cooling. Provision all affect the part Temperature. Part temperature should be verified in the end application.

▪ **You can also contact us by e-mail : coilmaster@coilmaster.com**

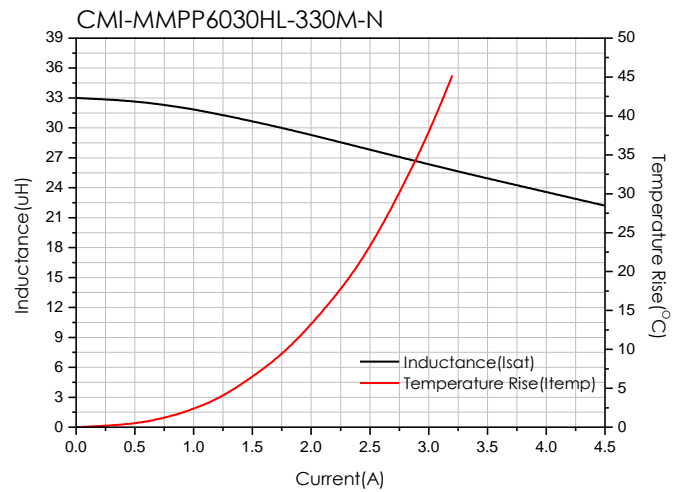
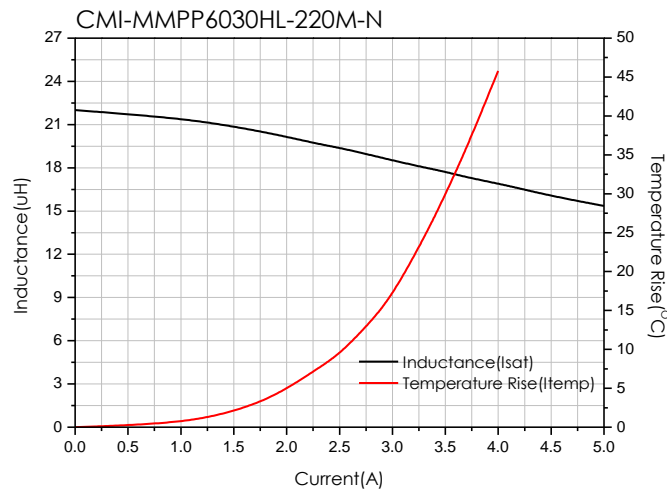
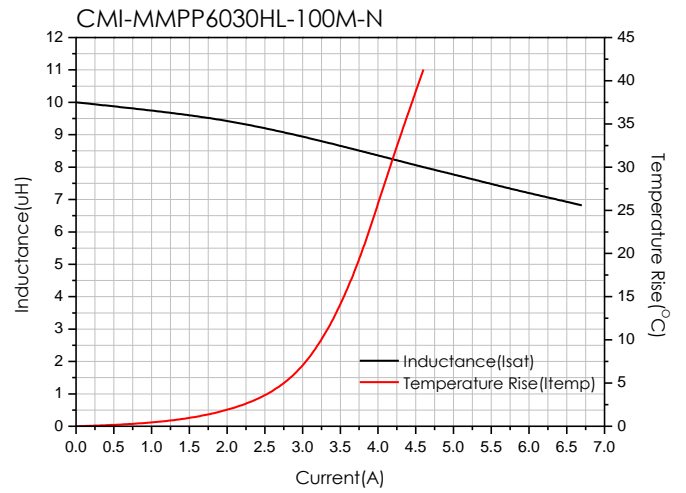
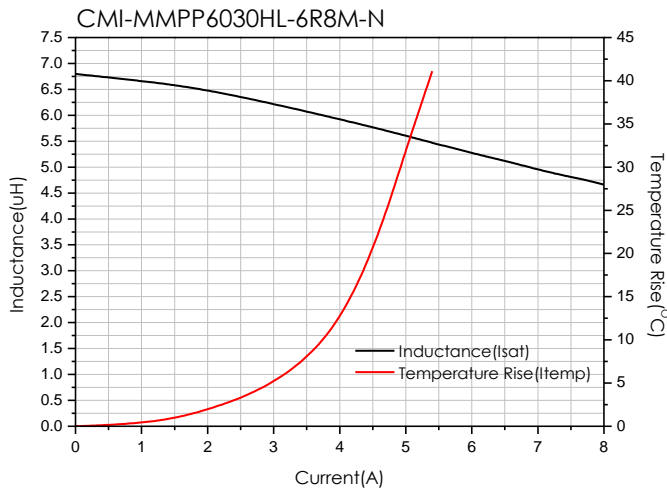
- All specifications are subject to change without notice.
- Update date : 2023.06.22

www.coilmaster.com

Electrical characteristics



- You can also contact us by e-mail : coilmaster@coilmaster.com
- All specifications are subject to change without notice.
- Update date : 2023.06.22

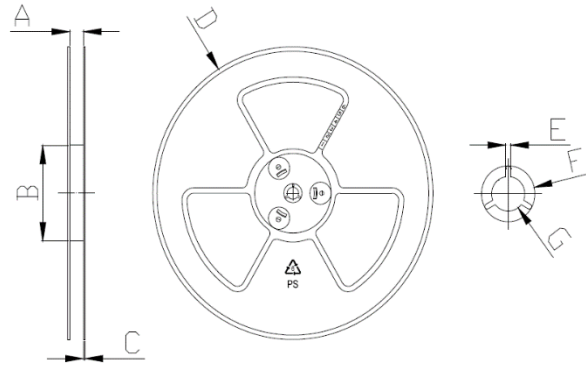


- You can also contact us by e-mail : coilmaster@coilmaster.com
- All specifications are subject to change without notice.
- Update date : 2023.06.22

Packaging

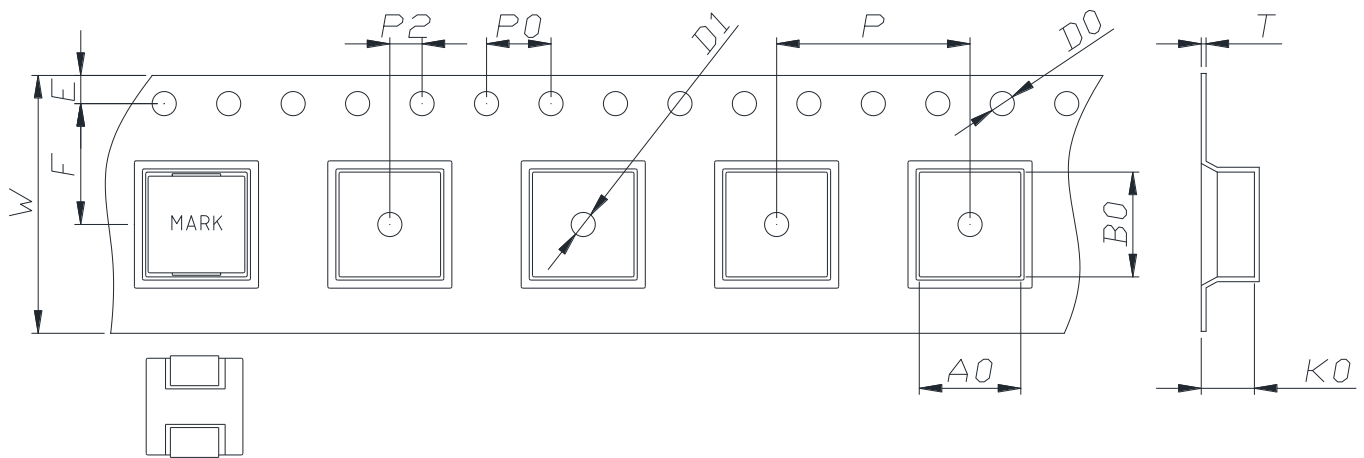
(1) Package quantity : 1,000 (pcs/reel)

(2) Reel Dimensions (unit:mm)



A	B	C	D	E	F	G
16.50	100.0	2.00	330.0	2.30	21.50	13.00
+0.50	+1.00	+0.10	+3.00	+0.30	+0.30	+0.50
-0.50	-1.00	-0.10	-3.00	-0.30	-0.30	-0.20

(3) Tape Dimensions



W	A0	B0	K0	E	F	P	P0	P2	D0/D1	T
16.00	7.00	7.50	3.20	1.75	7.50	12.00	4.00	2.00	1.50	0.35
+0.30	+0.10	+0.10	+0.10	+0.10	+0.10	+0.10	+0.10	+0.10	+0.10	+0.05
-0.10	-0.10	-0.00	-0.10	-0.10	-0.10	-0.10	-0.10	-0.10	-0.00	-0.05

Korea Sales Office (KOREA) +82)31-904-1444
 China Sales Office (CHINA) +86)0758-683-1444
 Hungary Sales office (EUROPE) +36)1-404-5832

H.K Sales Office (HONGKONG) +852)2711-5551
 LA Sales Office (USA) +1)714-616-6989

• You can also contact us by e-mail : coilmaster@coilmaster.com

- All specifications are subject to change without notice.
- Update date : 2023.06.22

www.coilmaster.com