

CMI-RMCI0603-SERIES

Features

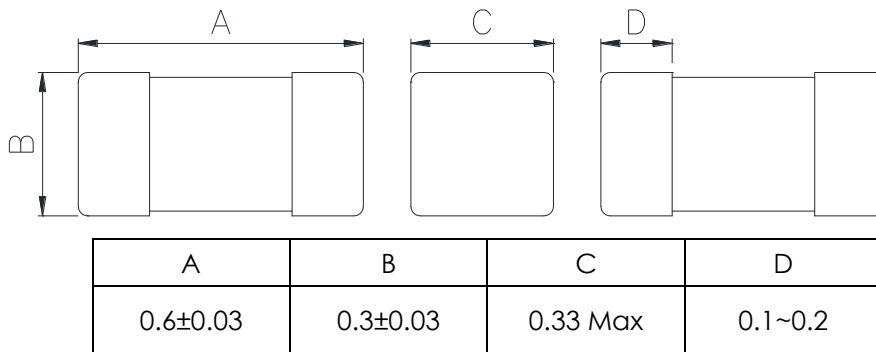
- ▶ Halogen-Free / RoHS compliant.
- ▶ Support operating frequency up to 10GHz.
- ▶ Provide high quality factor.
- ▶ Monolithic structure for high reliability.
- ▶ Excellent solderability and high heat resistance for either flow or reflow soldering.



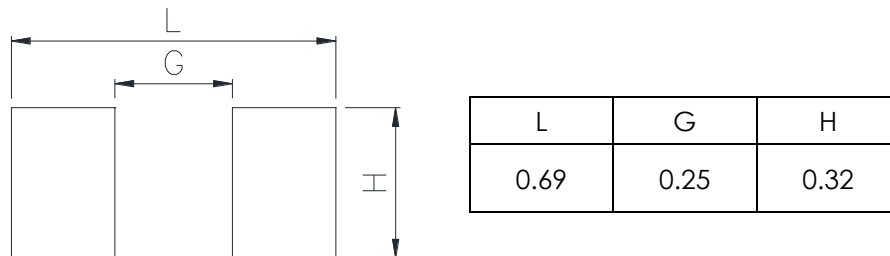
Applications

- ▶ RF circuit and module.
- ▶ Tablet, Notebook, Desktop computers and peripheral equipment
- ▶ DSC, DVC, LCD Television, Set Top Box.
- ▶ Mobile phone, Smart phone, PND
- ▶ Digital communication equipment
- ▶ Various electronic equipment.
- ▶ Various automotive electronics

Dimension (Unit:mm)

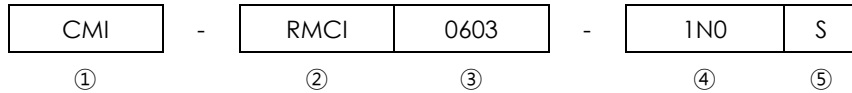


Land Pattern (Unit:mm)



- You can also contact us by e-mail : coilmaster@coilmaster.com
- All specifications are subject to change without notice.
- Update date : 2023.03.29

Regulation of part number



- ① CoilMaster's initial
- ② Product Series Name
- ③ Core Size (unit:mm)
- ④ Inductance Value (1N0 : 1.0 nH)
- ⑤ Inductance Tolerance (S : $\pm 0.3\text{nH}$, G : $\pm 2\%$, J : $\pm 5\%$, K : $\pm 10\%$, M : $\pm 20\%$)

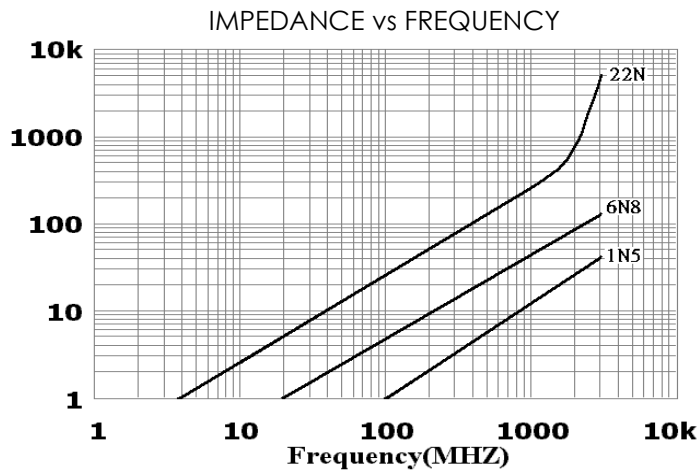
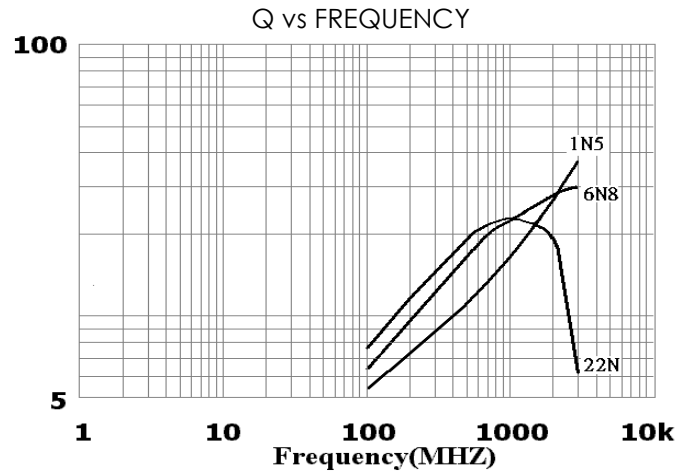
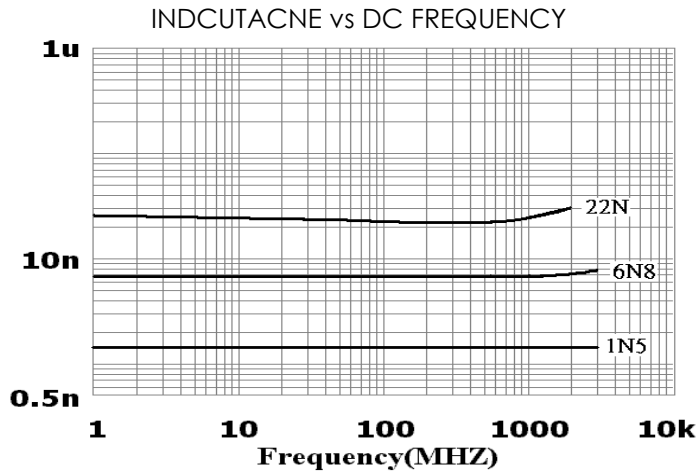
Specifications

Part Number	Inductance (nH) S: ± 0.3 , J: $\pm 5\%$	Q Min.	Test Frequency (MHz)	SRF (GHz) Min.	DC Resistance (ohm) Max.	Rated Current (mA) Max.
CMI-RMCI0603-1N0S	1.0	4	100	10	0.11	470
CMI-RMCI0603-1N2S	1.2	4	100	10	0.12	450
CMI-RMCI0603-1N5S	1.5	4	100	10	0.13	430
CMI-RMCI0603-1N8S	1.8	4	100	10	0.16	390
CMI-RMCI0603-2N2S	2.2	4	100	8.8	0.19	360
CMI-RMCI0603-2N7S	2.7	5	100	7.7	0.21	340
CMI-RMCI0603-3N3S	3.3	5	100	6.7	0.23	320
CMI-RMCI0603-3N9S	3.9	5	100	6.0	0.27	300
CMI-RMCI0603-4N7S	4.7	5	100	5.3	0.30	280
CMI-RMCI0603-5N1S	5.1	5	100	5.0	0.33	270
CMI-RMCI0603-5N6S	5.6	5	100	4.6	0.36	260
CMI-RMCI0603-6N8J	6.8	5	100	3.9	0.39	250
CMI-RMCI0603-8N2J	8.2	5	100	3.4	0.45	230
CMI-RMCI0603-10NJ	10	5	100	2.9	0.51	220
CMI-RMCI0603-12NJ	12	5	100	2.7	0.68	190
CMI-RMCI0603-15NJ	15	5	100	2.3	0.71	180
CMI-RMCI0603-18NJ	18	5	100	2.1	0.81	170
CMI-RMCI0603-22NJ	22	5	100	1.8	1.00	150
CMI-RMCI0603-27NJ	27	4	100	1.8	1.35	120

• You can also contact us by e-mail : coilmaster@coilmaster.com

- All specifications are subject to change without notice.
- Update date : 2023.03.29

Electrical characteristics

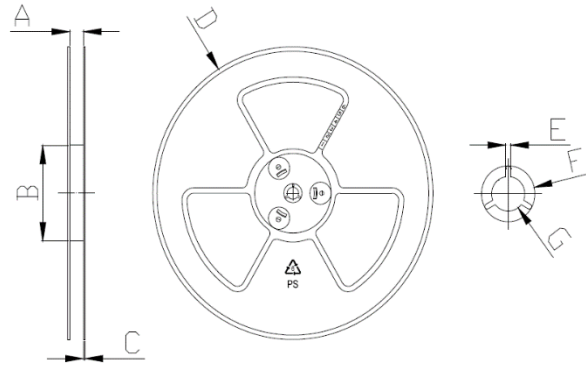


- You can also contact us by e-mail : coilmaster@coilmaster.com
- All specifications are subject to change without notice.
- Update date : 2023.03.29

Packaging

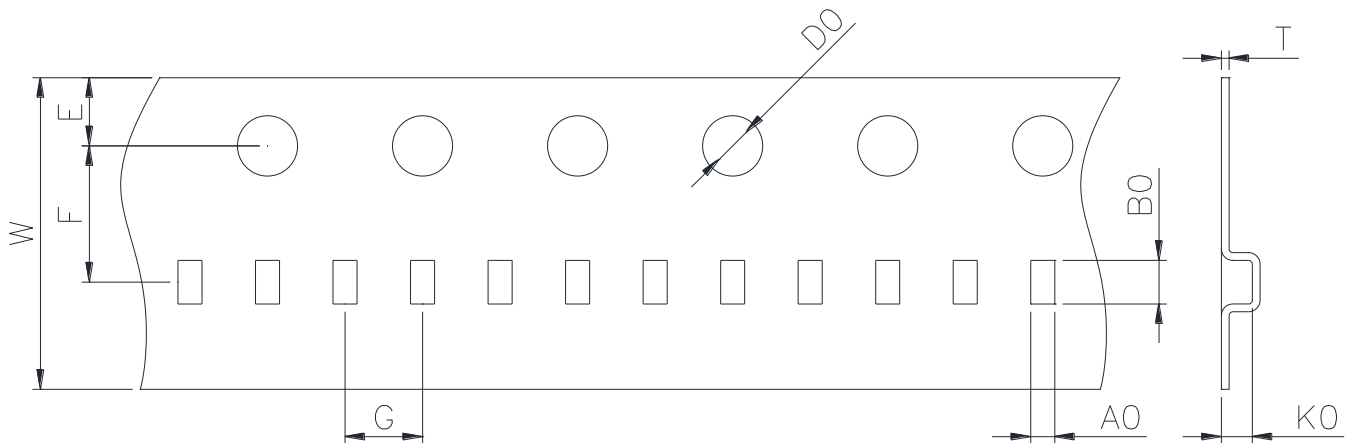
(1) Package quantity : 4,000 (pcs/reel)

(2) Reel Dimensions (unit:mm)



A	B	C	D	E	F	G
10.00	60.00	2.00	178.0	2.00	21.00	13.00
+1.50	+2.00	+0.50	+2.00	+0.50	+0.80	+0.80
-1.50	-2.00	-0.50	-2.00	-0.50	-0.80	-0.80

(3) Tape Dimensions



W	A0	B0	T	E	F	G	D0	K0
8.00	1.10	1.90	0.20	1.75	3.50	4.00	1.50	1.10
+0.20	+0.10	+0.10	+0.05	+0.10	+0.05	+0.10	+0.10	+0.05
-0.20	-0.10	-0.10	-0.05	-0.10	-0.05	-0.10	-0.00	-0.05

Ilsan Sales Office (KOREA) +82)31-904-1444
 China Sales Office (CHINA) +86)758-278-7031
 Hungary Sales office (EUROPE) +36)1-899-8543

H.K Sales Office (HONGKONG) +852)2711-5551
 LA Sales Office (USA) +1)866-446-3586

• You can also contact us by e-mail : coilmaster@coilmaster.com

- All specifications are subject to change without notice.
- Update date : 2023.03.29

www.coilmaster.com